

**ELK ISLAND CATHOLIC SCHOOLS**

**2019-2020 FALL BUDGET**

**NOVEMBER 27, 2019**

## EXECUTIVE SUMMARY

Elk Island Catholic Schools (EICS) has a total budget of \$81.3 million and provides Catholic education services to the citizens of Strathcona County, Fort Saskatchewan, Camrose and Vegreville. The Division serves over 7,755 funded students and 235 community students from Early Childhood (ECS) to Grade Twelve (7,654 Full Time Equivalent as ECS are considered half) within seventeen schools and one learning centre. Overall, the Division is projected to have a deficit of \$251 thousand at the end of the 2019/20 school year.

The executive summary presents highlights of the budget and organizational information of the school division.

### **Governance**

As per Board Policy 2, “the duty of the Board is to represent Catholic electors and advocate for publicly funded Catholic education in a broader context. The Board is charged with the responsibility of providing, for its students and their parents, an education system organized and operated in their best interests. It exercises this responsibility through setting of clear strategic direction and the wise use of resources.”

The following budget has been prepared to reflect the mission, vision, beliefs, values and goals as set forth by the Board of Trustees in its Divisional Foundational Statements and reflects the priorities set forth in the Division’s Education Plan.

### **Budget Guiding Principles**

#### Distributed Decision Making

Elk Island Catholic Schools’ 2019/20 Budget allocates revenues and decision making responsibility with the following guiding principles:

1. The distribution of decision-making responsibility will develop, and draw upon, leadership capacity within our organization.
2. Informed decisions will be made with attention to balancing choice, responsibility, and accountability, while maintaining alignment with the organization’s mission, vision, legal responsibilities and principles.
3. The Division’s staff will have the responsibility to make decisions about activities within the scope of their authority and will accept accountability for their decisions.
4. Individuals who have critical knowledge and expertise about a certain activity are best suited to make the necessary decisions regarding how to best achieve the goals and objectives for that activity.
5. Decision-making responsibility must be supported by equitable resource allocation.
6. Equity is established through a process of collaboration and consensus building. Decision makers will endeavor to take into account the full scope of impact of their decisions, and will collaborate with those who may be affected by such decisions.
7. Information will be shared as freely as possible throughout the organization.

### Guiding Principles of Allocation:

1. Our work is first and foremost about children, and the funding allocation should provide equity so that each school (and thus each child) is treated fairly relative to all the other schools (and other students).
2. The funding allocation will proportionately distribute funds to schools based on the needs of all of their students and to fund per the Division's Service Model.
3. Where a function of EICS will materially benefit from efficiencies of scale or the need for specialized expertise, the Division will centrally support that function.
4. A fiscally responsible budget will be presented while maximizing the allocation to areas that have the greatest impact on student success.
5. Classroom teachers will be allocated relatively based on class size guidelines from Alberta Education.
6. School based leadership should be provided with flexibility to meet the unique needs of their school community.

### Divisional Priorities

Formed from a comprehensive stakeholder engagement process, the Division has set its divisional priorities, which guide its goal setting and resource allocation processes. The Division's priorities are:

- Faith Formation: As a Catholic School Division, we are called to share our Catholic faith with our staff and students. Meeting our staff and students where they are at on their faith journey, we invite them into a closer relationship with Christ.
- Quality Teaching and Learning: Student success depends on quality instruction in an environment that respects learner's independent spirit. Quality teaching and learning promotes the development of innovation and creativity while attending to meaningful assessment and reporting practices.
- Wellness: Elk Island Catholic Schools is committed to success and well-being for all students. The Division recognizes that, as a system, school community wellness must be present for all stakeholders.
- Engagement and Improvement: Elk Island Catholic Schools is committed to ongoing communication and engagement with educational partners to improve decision-making and assurance.

Goal	Faith Formation	Quality Teaching and Learning	Wellness	Engagement and Improvement
Understanding the Context	As a Catholic School Division, we are called to share our Catholic faith with our staff and students. Meeting our staff and students where they are at on their faith journey, we invite them into a closer relationship with Christ.	Student success depends on quality instruction in an environment that respects learner's independent spirit. Quality teaching and learning promotes the development of innovation and creativity while attending to meaningful assessment and reporting practices.	Elk Island Catholic Schools is committed to success and well-being for all students. The Division recognizes that, as a system, school community wellness must be present for all stakeholders.	Elk Island Catholic Schools is committed to ongoing communication and engagement with educational partners to improve decision-making and assurance.
Outcome	Provide students, staff and community with a faith permeated environment and enhance the Faith Formation of all staff and students.	Provide appropriate supports to ensure Success for All students	Provide students, staff and community with a safe and caring environment	Provide partners with the opportunity to contribute to student success
Strategies	<p><b>The Division will:</b></p> <ul style="list-style-type: none"> <li>*Provide an actionable representation of the <b>Division faith theme</b> that leads to impact in the divisor and at the schools</li> <li>*Work with parishes to <b>Sacramental preparation</b> opportunities</li> <li>*Engage students in relevant <b>Religious education and faith permeation</b> which promotes hope and engagement in students</li> <li>*Design and implement <b>extracurricular faith formation</b> activities</li> <li>*Continue <b>parish collaboration</b></li> <li>*Continue a focus on <b>faith formation</b> learning opportunities for staff and students</li> <li>*Continue to enhance and strengthen our <b>Catholic identity</b> through the Five Marks of An Excellent Catholic Leader and the Five Marks of an Excellent Catholic Teacher</li> <li>*Develop further awareness of connections between our Catholic Faith and the spiritual beliefs/practices of our <b>Indigenous communities</b>.</li> <li>*Develop a deeper understanding of the connection between our <b>spiritual life and our wellness</b>.</li> <li>*Engage community partners in engaging all staff and students in faith based <b>Social Justice and Charitable initiatives</b>.</li> </ul>	<p>The Division will:</p> <ul style="list-style-type: none"> <li>*Identify and implement best practices to align with excellent <b>early learning pedagogy</b> and learning environments</li> <li>*Support improvements to <b>instructional and assessment practices</b> that increase student achievement, engagement and the development of the 8 competencies for ALL students utilizing the Alberta Programs of Study through the Collaborative Response Model</li> <li>*Support staff collaboration to engage and improve in <b>literacy</b> teaching practices across curricula and for all students, K-12</li> <li>*Support staff collaboration to engage and improve in <b>numeracy</b> and math teaching practices across curricula and for all students, K-12</li> <li>*Support <b>Universal Design for Learning</b> having accommodations, adaptations and modifications available for ALL learners</li> <li>*Support staff initiatives to apply current research to teaching and learning to enhance <b>diverse programming</b> for students</li> <li>*Research, share and support <b>technology integration</b> approaches to enhance and remove barriers to teaching and learning for ALL students (inquiry, innovation, Learning Commons, project-based learning)</li> <li>*Develop and oversee the <b>application of standards</b> that promotes excellence for schools, teachers, and school leaders (TQS, LQS)</li> <li>*Continue to strengthen instructional leadership to lead learning related to <b>Indigenous foundational knowledge</b> and its application within classrooms and the larger school community</li> </ul>	<p><b>The Division will:</b></p> <ul style="list-style-type: none"> <li>*Continue to provide and develop services and model initiatives that promote <b>staff and student health and wellness</b> eg., Mental Health Strategic Plan, Nutrition Procedures, transition plans for students.</li> <li>*Continue the engagement work of seeing <b>mental health</b> as a shared responsibility.</li> <li>* Focus on relationships as the effective method to attain <b>system wellness</b>.</li> <li>*Maintain partnerships with government and community organizations to ensure <b>student and family wellness</b> is supported both in and out of school</li> <li>*Maintain a safe school environment with the ongoing implementation of Violent Threat Risk Assessment protocol. (<b>VTRA</b>)</li> <li>*Support all students in an <b>inclusive environment</b>.</li> </ul>	<p><b>The Division will:</b></p> <ul style="list-style-type: none"> <li>*Maintain transparency through continued generative stakeholder <b>engagements and communication</b> strategies</li> <li>*Enable on-going <b>communication</b> through various mediums between the classroom and home</li> <li>*Collaborate with the <b>parish and faith community</b></li> <li>*Maintain continuous <b>operational review</b> and improvements</li> <li>*Continue ongoing funding allocation reviews to achieve <b>priority-based budgeting</b></li> <li>*Provide safe and effective <b>transportation</b></li> <li>*Maintain <b>school facilities</b> that are safe, clean and support effective education</li> </ul>
Success Measures	<p><b>Elk Island Catholic Schools measures:</b></p> <ul style="list-style-type: none"> <li>*Catholic School Reviews</li> <li>*School faith environment</li> <li>*Staff faith formation</li> <li>*Student faith formation</li> </ul> <p><b>Alberta Education measures:</b></p> <ul style="list-style-type: none"> <li>*Students model active citizenship</li> </ul>	<p><b>Elk Island Catholic Schools measures:</b></p> <ul style="list-style-type: none"> <li>*Progress from student interventions</li> <li>*Staff satisfaction survey results with professional development and collaboration</li> <li>*Staff competency self-assessment survey (TQS and LQS)</li> <li>*Student engagement survey results</li> <li>*Student reading level data</li> <li>*Student Math Intervention Programming</li> <li>*Instrument (MIPI) data</li> <li>*EYE-TA results</li> </ul> <p><b>Alberta Education measures:</b></p> <ul style="list-style-type: none"> <li>*Class size averages</li> <li>*Diploma exam results</li> <li>*High school completion</li> <li>*Indigenous achievement</li> <li>*Overall quality of basic education</li> <li>*Provincial achievement test results</li> <li>*Post-secondary transition</li> <li>*Rutherford eligibility</li> <li>*Satisfaction with broad program of studies</li> </ul>	<p><b>Elk Island Catholic Schools measures:</b></p> <ul style="list-style-type: none"> <li>*Employee engagement survey</li> <li>*Staff health and wellness as measured by absenteeism</li> <li>*Student attendance as measured by the attendance dashboard</li> <li>*Success with Comprehensive Student Health programs</li> <li>*Success with educational transitions</li> </ul> <p><b>Alberta Education measures:</b></p> <ul style="list-style-type: none"> <li>*Success with educational transitions</li> <li>*Success with safe and caring schools</li> </ul>	<p><b>Elk Island Catholic Schools measures:</b></p> <ul style="list-style-type: none"> <li>*Funds allocated to support Divisional priorities</li> <li>*Satisfaction with communications</li> <li>*Success of community Engagement in Divisional decisions</li> <li>*Success with School and parish partnerships</li> <li>*Success with adequacy of resources</li> <li>*Success with School Facilities</li> <li>*Success with Transportation Services</li> </ul> <p><b>Alberta Education measures:</b></p> <ul style="list-style-type: none"> <li>*Satisfaction with parental involvement</li> <li>*Satisfaction with school improvement</li> </ul>

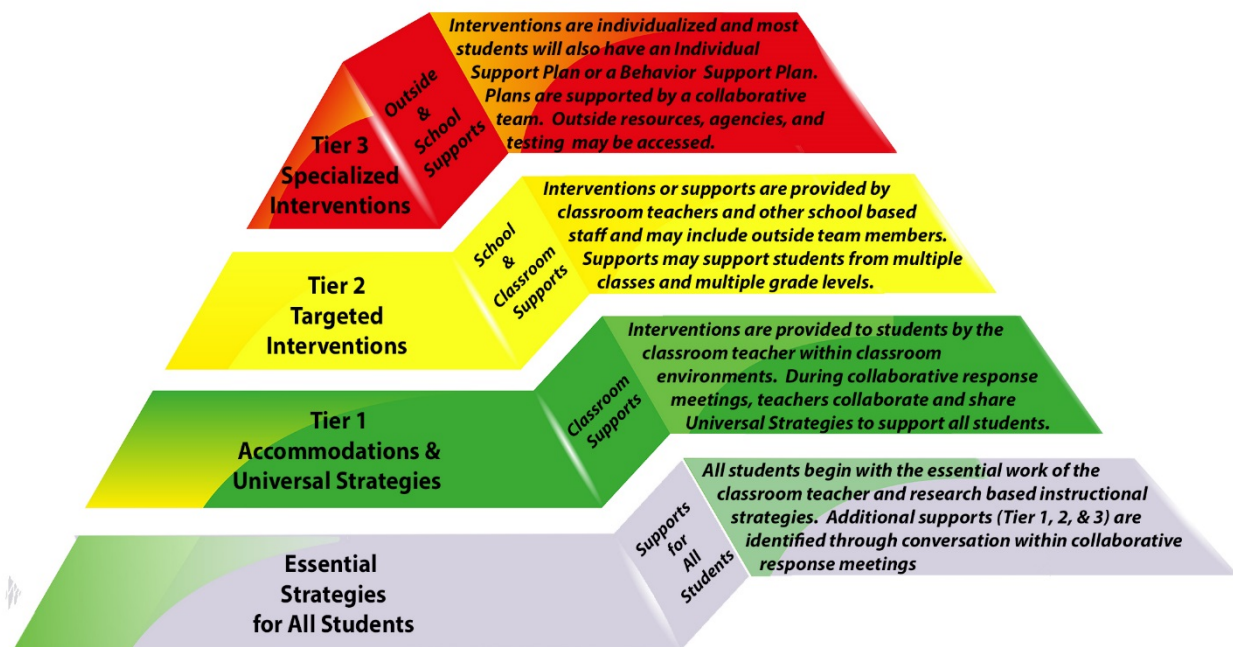
As part of its Priority Based Budget initiative, Division management has collaborated with staff to determine school and department goals that align to the Divisional priorities and have also aligned budget decision making to those goals.

### Collaborative Response Model

In our EICS School Division, we want to ensure success for ALL of our students. One way to achieve this is through the use of a formalized Collaborative Response Model (CRM).

A CRM is a school-wide framework that ensures ongoing support for the individual needs of **ALL** students. This model consists of the following essential components:

- Collaborative Team Meetings
- Use of Assessment and Data to Inform Instruction and Supports
- Movement to Universal Design for Learning
- All Support Plans to be living documents responsive to individual learning needs and support appropriate interventions.
- Central Consultants continued supports to School Leadership team and individual staff members
- The establishment of a school based, Collaborative Response Coordinator, an independent role from other leadership positions
- The movement to Family Wellness Workers, who support student mental health within the school and the community under the guidance of a division psychologist
- All students are supported through the following interventions:



## **Allocations**

Under Distributed Decision Making, the effective and equitable distribution of resources is key to empowering leaders and their team to succeed at ensuring student success. Every year a division committee consisting of school and central leadership conducts a funding allocation review based on the budget guiding principles and the Division's education plan priorities. The following allocations were utilised to distribute the \$81.0 million available for the Division.

### School Allocation

The school allocation is designed to reflect the costs of a school based on the needs of the students that the school serves but is allocated within the school at the complete discretion of the school principal in collaboration with their educational partners. While the majority dollars are allocated based on FTE, leadership sets their staffing and supports based on the unique needs of their students and community. In 2019/20 school year, the school allocation consists of the following parts:

- Teacher FTE and preparation time is allocated per the recommended provincial class size numbers under the Alberta Commission on Learning plus 0.5.
- School Administration FTE is allocated per provincial benchmarks
- Secretary FTE based on provincial benchmarks
- Per student amount for regular and immersion students
- Per student amount to replace revenue lost from elimination of District Material Fees
- Inclusive Education allocation based on the past 3 years' Tier 1 and 2 service profile of the school
- Inclusive Education allocation for students who require Tier 3 supports
- Amount for small schools or schools that are a significant distance from Sherwood Park
- Funding of Collaborative Response Coordinators, Family Wellness Workers and release time for Collaborative Response teacher meetings.

### Central Learning Services

The allocation to departments in Central Learning Services, which include the following departments, is done based on the service levels required to effectively support the schools and Division priorities:

- Office of the Superintendent
- Faith Formation and Wellness
- Education Excellence
- Business Services
- Human Resources
- Inclusive Learning Services
- Technology Services

## Transportation and Maintenance

Transportation Services and Maintenance Services both operate using the grants specifically targeted for their respective blocks.

## Debt Servicing

Debt servicing costs are allocated based on the utilization of the new building and are covered by the operating grants that the Division receives.

## **Enrollment**

Elk Island Catholic Schools has 7,654 full-time equivalent (FTE) students (ECS at 0.5) enrolled in Kindergarten through Grade twelve in the 2019/20 school year which is an increase of 178 FTE students over the previous year. Enrolments are funded based on actual enrolments at September 30, which determines the division's annual funding. Projected funded enrolment at September 30, 2019 and comparative actual figures for the past four years are shown on Schedule B.

<b>Area</b>	<b>2019/20</b>	<b>2018/19</b>	<b>Change</b>	<b>% Change</b>
Sherwood Park	3,462	3,529	(68)	-1.9%
Vegreville	411	395	16	3.9%
Camrose	888	817	71	8.6%
Fort Saskatchewan	1,274	1,265	9	0.7%
Rural Strathcona County*	315	320	(5)	-1.4%
Alternative Programming	1,306	1,150	156	13.5%
<b>Total Enrolment</b>	<b>7,654</b>	<b>7,476</b>	<b>178</b>	<b>2.4%</b>

\* Includes St. Luke and Holy Redeemer Schools.

## **Class Sizes**

Class sizes are one of the supports a school puts in place to support students. Elk Island Catholic Schools continues to invest resources in classroom teaching staff to support student success. Class sizes are anticipated to increase in most grade levels with the exception of Grades 4 to 6. Class sizes and comparative figures for the past two years are shown on Schedule C.

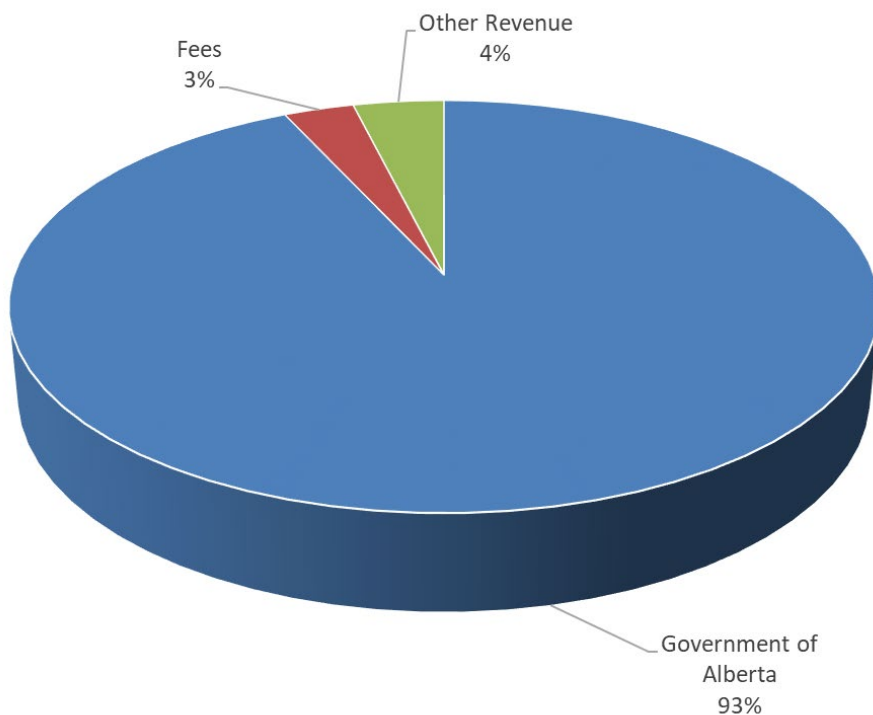
	<b>2019/20</b>	<b>2018/19</b>	<b>Change</b>
K to Grade 3 (17)	20.5	19.8	0.7
Grades 4 to 6 (23)	21.1	23.6	(2.5)
Grades 7 to 9 (25)	27.8	24.1	3.7
Grades 10 to 12 (27)	28.4	22.6	5.8

(Indicates Provincial Guidelines)

Average class sizes by community are as follows:

	2019/20 School Year				2018/19 School Year			
	K to 3	4 to 6	7 to 9	10 to 12	K to 3	4 to 6	7 to 9	10 to 12
Sherwood Park	20.9	26.0	28.5	30.5	19.9	24.6	26.5	26.5
Vegreville	19.4	23.8	32.3	25.3	20.5	22.6	24.1	20.9
Camrose	20.6	23.6	29.2	27.2	19.9	23.0	26.9	22.0
Fort Saskatchewan	20.5	6.7	25.9	23.6	21.0	24.0	23.9	23.5
Rural Strathcona County	19.7	19.8	16.8		19.4	19.8	17.0	

## Revenues



### Government of Alberta

Elk Island Catholic Schools is dependent on the Provincial Government, which provides 93% of its funding. The impacts of the 2019/20 budget on the Division's programs are as follows:

#### *Funding Shortfall Following Budget 2019*

In Budget 2019, the Provincial Government eliminated the Class Size Funding, Classroom Improvement Funding and School Fee Reduction Funding. These grant eliminations were offset by a one-time transition funding, where urban school boards receive considerably less per-student



funding compared to their rural counterparts. The Division was required to make adjustments to meet a net funding shortfall of \$1.0 million in the fall budget. In the effort to balance the budget, the Division leaders have worked collaboratively among Central Learning Services and schools to maintain the essential educational services to students and minimize the impact on the classrooms.

#### *Administration*

The Administration block uses funding from the instructional block and provides the division with central support services. The total administration expenses are budgeted at 3.0% of total expenses, which is below the allowable administration expenditure cap of 3.6%.

#### *Plant Operations and Maintenance*

Plant Operations and Maintenance (PO&M) provides essential day-to-day maintenance and custodial services to schools, as well as major infrastructure renewal and construction projects.

#### *Transportation*

Transportation is an integral part of the education services to students. Total transportation funding will increase by over \$200 thousand due to the increase in eligible students as a result of the Sherwood Park school reconfiguration. The increase in funding will be used to offset higher costs associated with the more rigorous legislative requirements on school bus safety and higher contract service costs.

#### Fees

##### *Instruction*

A new fee is being introduced for K-3 technology as well as additional fees for agendas and locker rental. The Provincial Government has eliminated its support for School Fee Reduction in both instruction and transportation related fees.

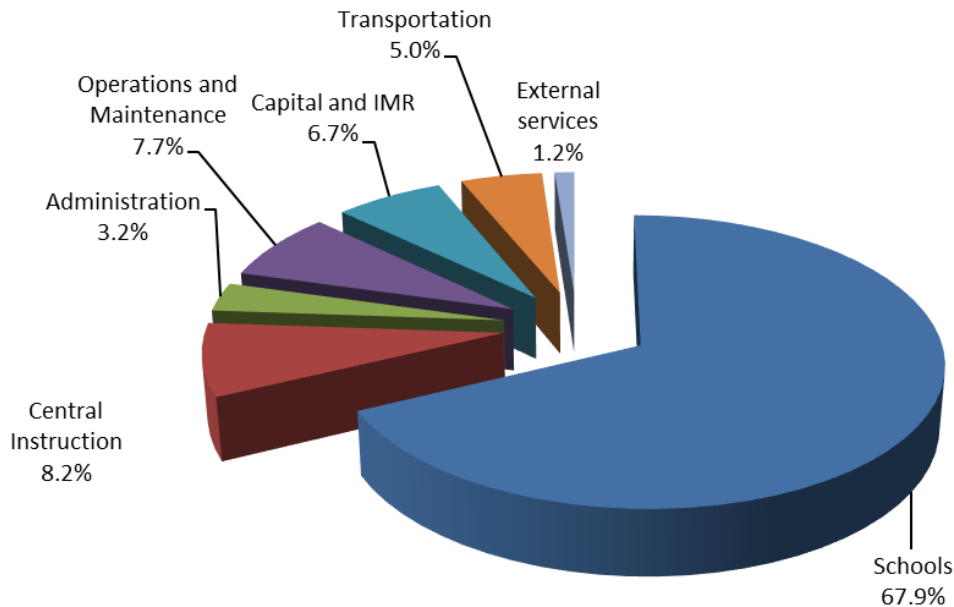
##### *Transportation*

Transportation fee rates will increase by 5% to cover additional fuel costs as well as a new fee has been introduced to offset the cost of students who occupy more than one route, which is not a funded service.

##### *Plant Operations and Maintenance*

School rental fees, which are charged to cover the staffing, maintenance and utility costs, remain at 2018/19 levels, with the exception of a slight increase to reflect projected salary increases.

## Expenditures by Program



Funding is allocated to division programs and services to ensure that programs meet the needs of students and schools remain viable. The \$81.0 million of funding resources are allocated to five major program areas, including Instruction, Plant Operations and Maintenance, Transportation, Administration and External Services.

### Instruction

The instructional program consists of the Division's school operations and the instructional services provided centrally, such as Faith Formation and Wellness, Inclusive Learning Services, System Instructional Support, Education Excellence and Technology Services.

### *Schools*

Under the principles of Distributed Decision Making, school administrators have been provided with an allocation that is designed to fund schools based on the unique needs of students and programs offered by the school. School Principals are provided flexibility to allocate resources to areas that will have the greatest impact on student success.

### *Central Instruction*

To align with the Divisional Service model, the Education Excellence and Inclusive Learning Services departments work together with a common goal of serving the needs of all students. The departments will continue to offer broad professional development offerings both centrally and in class and will continue the same level of professional supports for special needs.

### Plant Operations and Maintenance

The PO&M activities relate to the division's responsibility for the construction, operation, maintenance, safety and security of all school buildings. PO&M also includes the provision of funding for supported debenture debt payments from the Province of Alberta, the amortization of supported capital assets and the Infrastructure Maintenance Renewal program (IMR).

### Transportation

The Transportation program relates to all activities of transporting students to, from and between schools. The department continues to optimise its operations and seek partnerships to increase service and continue sustainable operations. The Mandatory Entry Level Training required by the Government of Alberta increased costs to transportation by over \$100 thousand.

### Administration

Administration includes Board Governance, Office of the Superintendent, Business Services and Human Resources. Overall, Administration is projected to spend 3.2% of total expenses, which is below the 3.6% allowed by Alberta Education based on enrolments.

### External Services

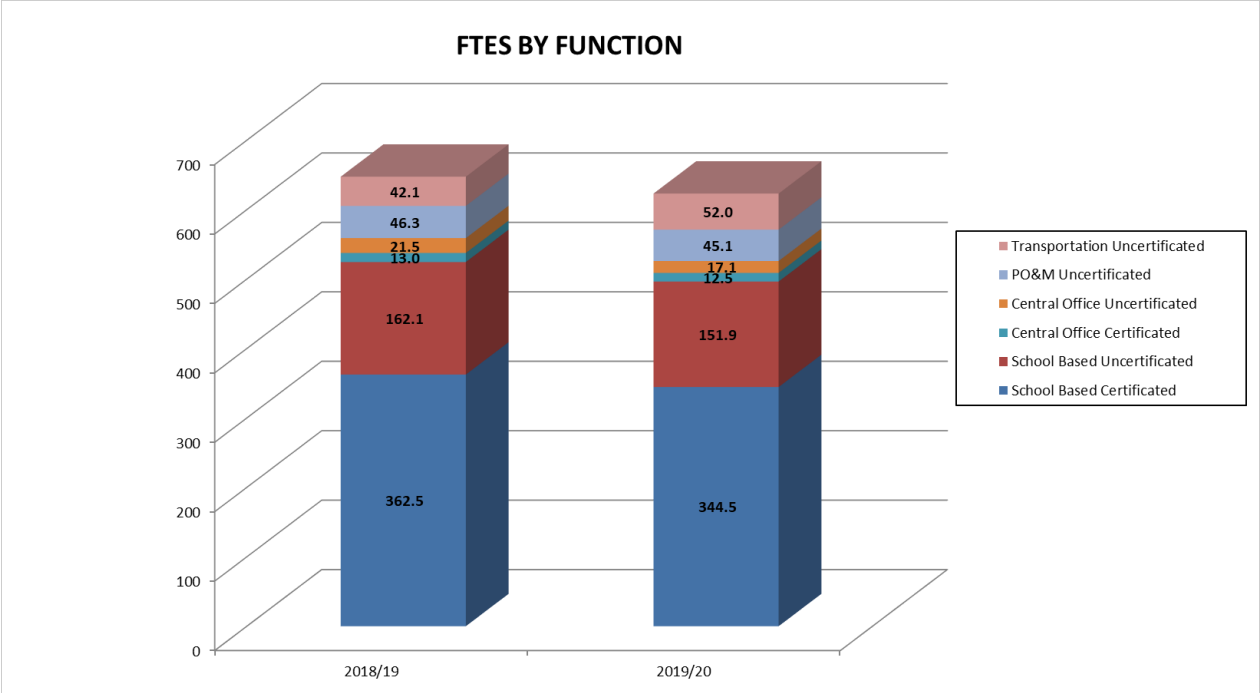
External Services are those services done on behalf of another organization, such as the Regional Collaborative Service Delivery or secondments to Alberta Education and the ATA that are done on a cost recovery basis.

## **Expenditures by Category**

### Human Resources

Division staffing has the greatest impact on the educational opportunities provided to students within Elk Island Catholic Schools and consequently makes up 73.7% of the Division's budget. Total certificated and uncertificated salaries and benefits is budgeted at \$60.1 million, a decrease of 1.9% compared to the 2018/19 Fall Budget.

The division employs 357 full time equivalent certificated staff in 2019/20, which is an overall decrease of 18 FTE certificated staff. The division employs 266 full time equivalent support staff (CUPE, Unifor, Transportation and Non-Association), which is an overall decrease of 6 FTEs from last year.



The agreement with the Alberta Teachers Association expired on August 31, 2018. The teacher salary negotiation is in the arbitration process between the Teachers' Employer Bargaining Association (TEBA) and ATA.

Pension costs for Teachers are fully funded by the Provincial Government. The employer portion of the benefit payments, including Canadian Pension Plan (CPP) and Local Authority Pension Plan (LAPP) will see small increases. The cost of ASEBP are expected to remain status quo.

Supplies and Services

The cost of most supplies and services are not expected to increase due to inflationary factors. Fuel costs are projected to be 10% higher than those in 2018/19. Contracted services for student transportation and facilities maintenance will see increases due to inflation as well.

**Capital Purchases**

The Division will be completing the following capital projects in the 2019/20 school year:

- Modernization of Ecole Pere Kearns Catholic School
- Additional Modular Classrooms approved by the Government of Alberta

## Financial Impact

Overall, the Division is expecting to maintain a small deficit of \$251 thousand that was in alignment with the Spring Budget. The division anticipates an accumulated operating reserves of \$1.9 million and capital reserves of \$1.4 million at the end of the 2019/20 school year.

Excluding capital reserves intended for capital transactions and operating reserves from School Generated Funds, the Division is projected to have a 1.3% operating reserve to expenditure ratio at the end of 2019/20, which is within the 1-4% recommended by Alberta Education.

A summary of Elk Island Catholic Schools' budgeted revenues, expenses and operating reserves is shown on Schedule D and a detailed breakdown by site is in Schedule E.

## Reserves and Planned Uses

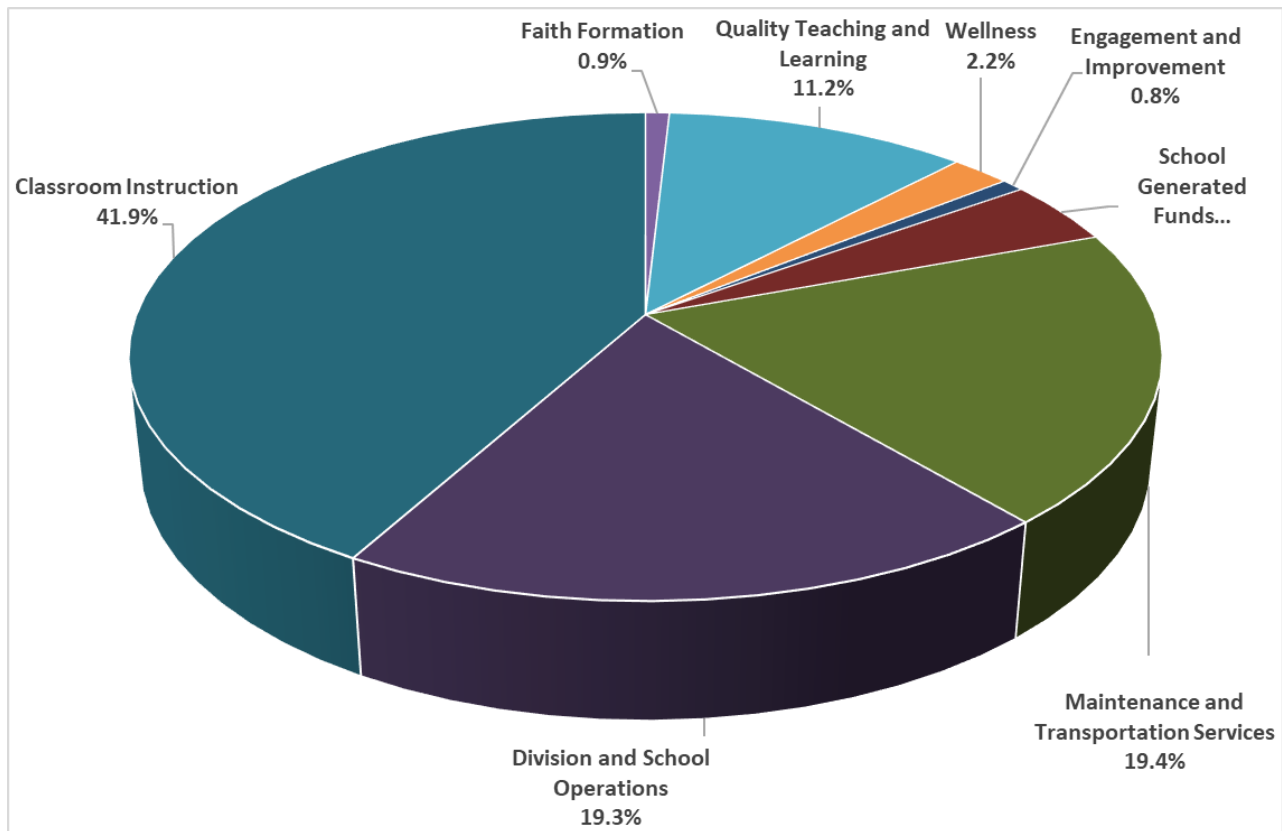
As a prudent steward of the public resources, the Division sets aside its accumulated operating surplus to maintain current service levels in the event of a funding shortfall or unforeseen expenditures. The Division also sets aside funds for capital replacement and enhancement to ensure buildings, vehicles and equipment meet the needs of the Division and its partners.

	<u>Projected Balance at August 31.</u>	<u>2020 Planned Uses</u>
<b>Operating Reserves</b>		
Instruction	\$ 631,099	-Contingency funding for exceptional student needs -Contingency funding for unexpected funding shortfalls -Reserve to fund enhancements to existing buildings for programming
School Generated Funds	839,178	-SGF under Division procedures may only be used for the purpose it is collected -Carryovers are moved into SGF project funds for use for that purpose in the next year
O&M	391,221	-Contingency for unexpected deficits due to utility consumption or snow removal
Unrestricted	16,395	-Contingency funding for exceptional student needs
Total Operating Reserves	<u>\$ 1,877,893</u>	
<b>Capital Reserves</b>		
Instruction	\$ 322,650	-Replacement of instructional equipment
Administration	227,000	-Unsupported debt principal repayment -Replacement of maintenance vehicles and custodial equipment
O&M	340,000	-Unsupported debt principal repayment
Transportation	462,138	-Replacement of school bus fleet
Total Capital Reserves	<u>\$ 1,351,788</u>	

## Priority Based Budgeting

After a comprehensive consultation process, the Division has co-created its Divisional Priorities with its partners. As part of the Division's Assurance Model, all schools, departments and employees engage their partners and align their goals and resources to the Divisional Priorities.

The following is a consolidated analysis of the resources that have been allocated to ensure the Division's success in those priorities. Overall, the Division has allocated \$12.3 million of its funds to its priorities above the basic classroom instruction and general operations. A total of \$34.2 M has been dedicated towards direct classroom instruction. A breakdown of expenditures by site and by priority can be found in Schedule E.



### Faith Formation - \$717,203

- 1.0 FTE Assistant Superintendent of Faith Formation and Wellness
- 0.5 FTE Faith Formation Consultant
- 2.5 FTE School Chaplain time
- Staff Professional Development and Classroom Supports
- Presentations and materials for Division Faith Theme
- Participation in Archdiocese Sacramental Preparation program
- New Religion Curriculum Grades 1-6
- Division Faith and Wellness Day, students and staff faith retreats
- Catholic School Reviews (4 times per year)

- Faith Integration project
- Grateful Advocates for Catholic Education (GrACE) and REAL Foundation support

#### Quality Teaching and Learning – \$9,128,706

- Comprehensive school based and centrally supported Collaborative Response Model to ensure all students, regardless of need, are successful:
  - 91.1 FTE Education Assistants
  - 11.6 FTE school based collaborative response coordinators
  - Inclusive Learning Services consultant team
  - Divisional Occupational Therapy and Physical Therapy staff
  - 2.1 ESL support teachers throughout the schools
- 5.0 FTE Educational Consultants and Leadership
- Staff coordination time for innovative programs
- Specialized furniture and equipment to develop new program offerings
- Work experience, RAP, athletic and career support coordination
- 7.6 FTE of Library Technicians
- Professional Development and Classroom Supports
- Audio Visual supports

#### Wellness – \$1,781,048

- Comprehensive Student Health and Wellness Program with focus on whole person (mind, body and spirit)
  - 2.2 FTE school based counsellors
  - 0.5 Wellness Consultant
  - 9.5 Family Wellness Workers, 0.5 Clinical Supervisor
  - Nutritional and physical health programs
  - Health Champions active in every school
  - 3 Apple Schools, 5 schools in the “Loose Parts Play” Initiative working with Ever Active Schools
  - Connections project
  - The Fourth R and faith integrated health and CALM supports

#### Engagement and Improvement – \$687,510

- Division Communications Director
- ThoughtExchange community engagement software
- Divisional website
- Public engagement event costs
- Communications software
- Division public communications software
- Professional Development and Classroom Supports
- Professional Development for operations staff
- Upgrade of Division technology infrastructure
- Divisional software licenses and improvements

Classroom Instruction – \$34,159,733

- 289.9 FTE classroom teachers
- Amount includes supported pension costs for teachers

Division and School Operations\* – \$15,755,615

- School and divisional leadership
- School and divisional operational staff
- Instructional and Administration expenditures not allocated to a priority

School Generated Funds\*\* - \$3,466,534

- The expenditure of fees, fundraising, donations and other revenue collected at the school to enhance the students' educational experience

Maintenance and Transportation Services - \$15,755,615\*

- Dollars to operate division schools including custodial, maintenance, capital and utilities
- Dollars to provide students with a safe and effective ride to and from school

\*Leadership, administrative staff, Transportation and Maintenance contribute to the Division's success in the priorities on a daily basis but their time is not split based on priority served unless their assignment was specifically added to enhance service in a priority.

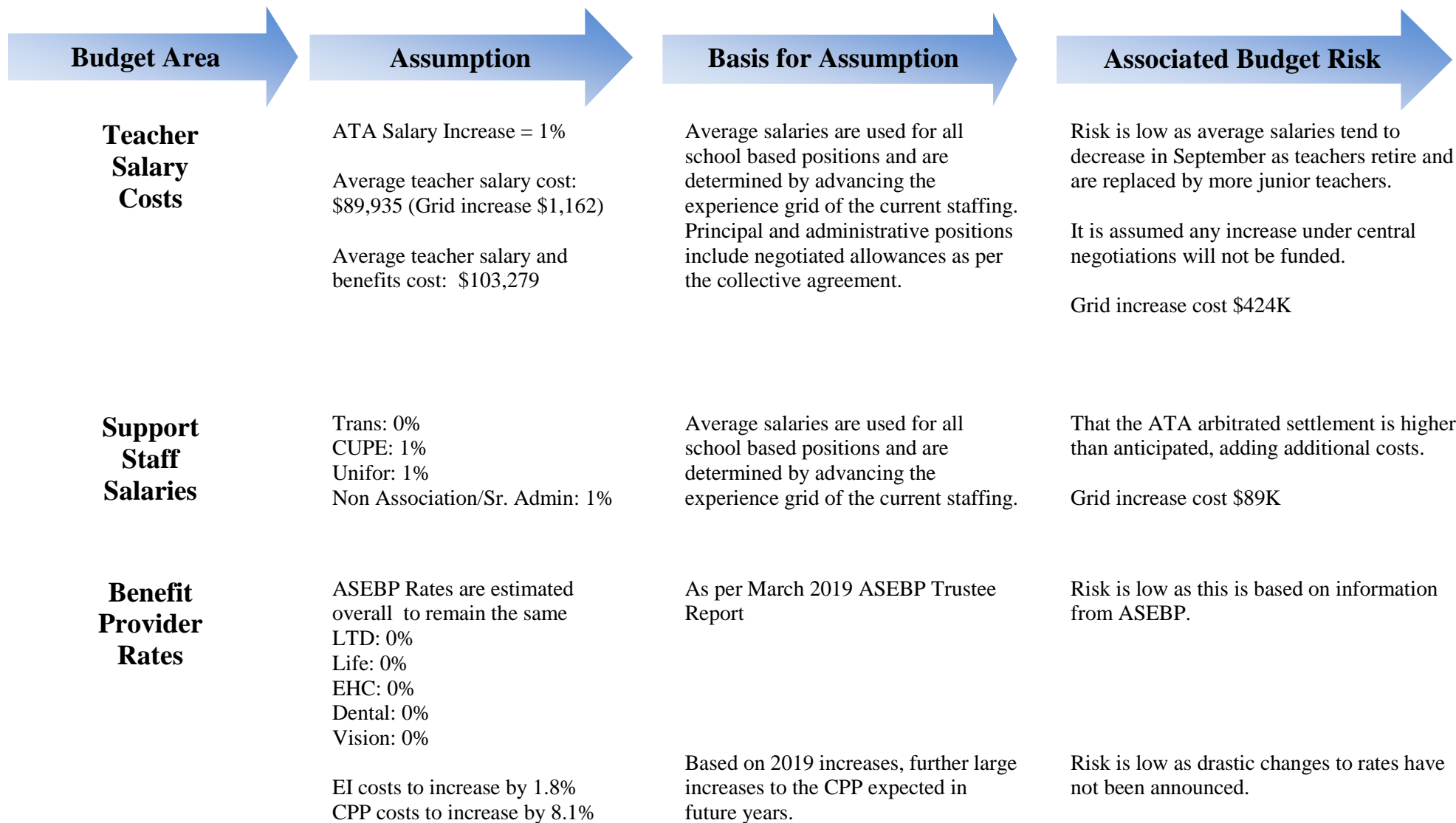
\*\*School Generated Funds activities, which are funded by contributions from the community, enhance the students' educational experience and support success in Divisional priorities, but are not allocated to the priorities.

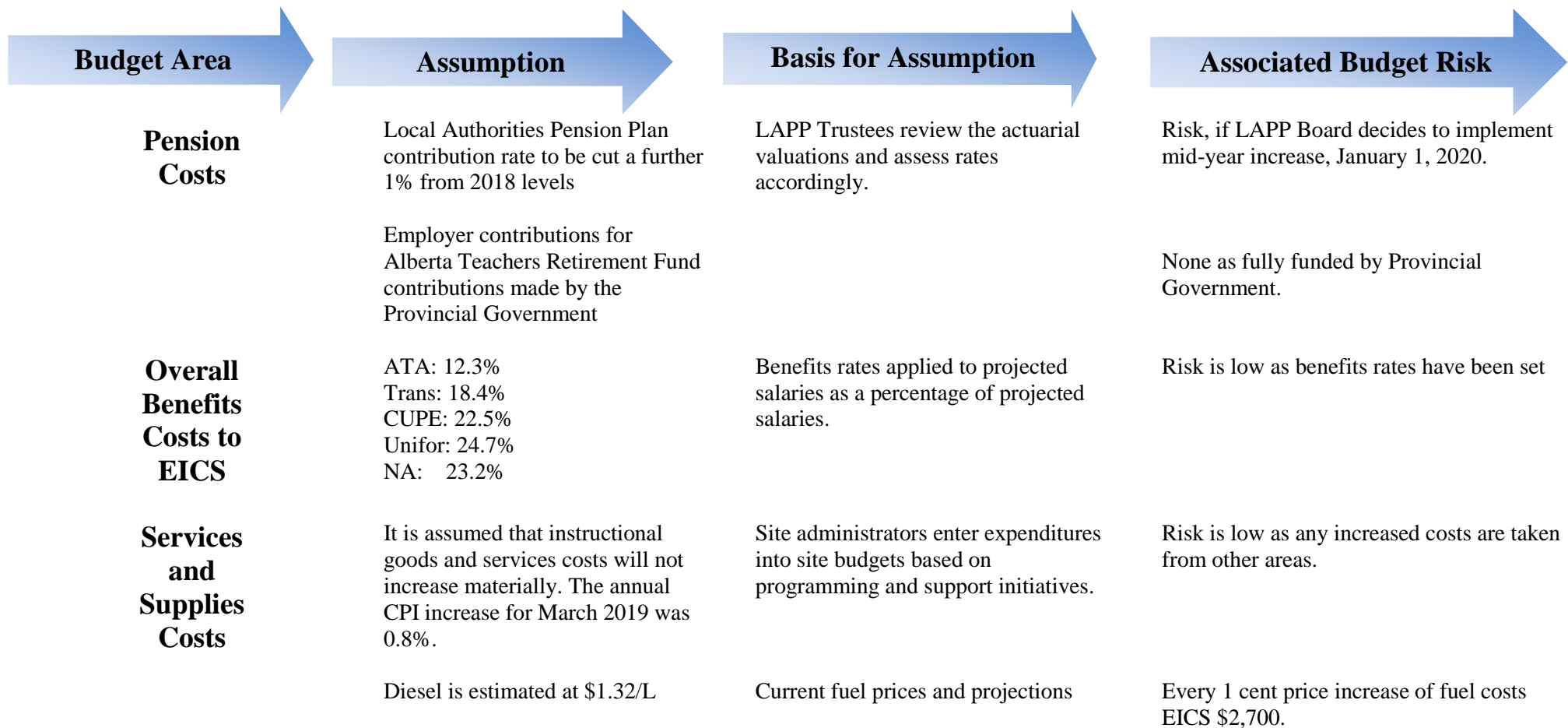


## Schedule A

The following table outlines the opening assumptions used in developing the 2019-2020 operating budget, the basis for the assumption and the risk associated if the assumption is not correct or other factors influence the original assumption made.

Budget Area	Assumption	Basis for Assumption	Associated Budget Risk
<b>Enrolment</b>	<p>Overall regular enrolment increase of 39 FTE students (0.52%) broken out as follows:</p> <p>Sherwood Park: -112.5 (-3.19%)            Rural: -3.0 (-0.94%)            Fort Saskatchewan: -49 (-3.86%)            Camrose: 45 (5.49%)            Vegreville: -7.5 (-1.89%)            Alt Program 166 (14.0%)</p>	<p>Projections are determined by principals based on registrations and local knowledge.</p>	<p>Enrolments tend to go up for Fall budget as registrations come in.</p> <p>Lower enrolments may require service adjustments in the fall.</p>
<b>Average CEUs</b>	<p>Average CEUs are estimated at 37.8 per grades 10-12 student.</p>	<p>All four high schools and St. Isidore are on the high school flexibility pilot. This pilot awards CEUs based on averages from the 2009-2012 school years rather than actuals in the current year.</p>	<p>No risk as CEU's as based on historical averages.</p> <p>Moving to High School flex ensures the division loses no funding to the 45 CEU cap.</p>
<b>Grant Revenues</b>	<p>All operating grants reduced by 2%</p> <p>Elimination of Classroom Improvement Fund and Nutrition program</p>	<p>The Provincial Grant rates have not been announced for next year. The 2% cut and cuts to other grants have been estimated from the numbers in the UCP program which indicated status quo expenses in spite of another 2.3% of students projected for next year.</p>	<p>As the Provincial grant rates are not known there is a large risk that rates are lower than anticipated and further cuts would be required in the Fall. As a result, a conservative estimate for funding is being used.</p>





## Schedule B: September 30, 2019 Enrolment Summary

School Name	Pre-ECS	ECS	1	2	3	4	5	6	7	8	9	10	11	12	FTE 09/30/19	FTE 09/30/18	FTE 09/30/17	FTE 09/30/16	FTE 09/30/15
Archbishop Jordan Catholic High School											330	325	364	380	1,399	1,411	1,347	1,291	1,202
École Père Kenneth Kearns Catholic School	16	53	30	51	46	49									211	218	244	256	263
Holy Redeemer Catholic School	9	18	18	16	18	23	16	23	22	12					162	164	173	155	174
Holy Spirit Catholic School	13	63	57	61	85	92									333	642	637	632	578
Jean Vanier Catholic School		61	54	48	57	59									249	249	259	288	277
Madonna Catholic School	67	32	33	28	31	44									186	188	191	206	213
Our Lady Of The Angels Catholic School	25	27	27	39	39	28									159	164	349	359	350
Our Lady Of Mount Pleasant Catholic School							71	100	75	68	69	49	55	43	530	491	431	290	309
École Our Lady of Perpetual Help Catholic School							99	101	117	48					365	237	235	237	247
St. Andre Bessette Catholic School											113	118	119	138	488	495	-	-	-
St. John Paul II Catholic School							99	104	95	105					403	386	440	404	381
St. John XXIII Catholic School	32	41	33	53	50	51									224	220	386	385	381
St. Luke Catholic School	13	16	27	16	14	16	16	17	16	17					154	156	144	115	127
St. Martin's Catholic School	13	38	29	30	30	37	38	32							222	215	249	259	259
St. Mary's Catholic School									39	39	30	27	27	27	189	180	170	184	195
St. Patrick Catholic School	47	74	85	69	71	72									358	326	333	454	423
St. Theresa Catholic School							142	182	175	221					720	585	567	561	547
<b>Total Enrolment</b>	<b>235</b>	<b>423</b>	<b>393</b>	<b>411</b>	<b>441</b>	<b>471</b>	<b>481</b>	<b>559</b>	<b>539</b>	<b>510</b>	<b>542</b>	<b>519</b>	<b>565</b>	<b>588</b>	<b>6,348</b>	<b>6,326</b>	<b>6,153</b>	<b>6,074</b>	<b>5,924</b>

Alternative Programming - St. Isidore	Pre-ECS	ECS	1	2	3	4	5	6	7	8	9	10	11	12	FTE 09/30/19	FTE 09/30/18	FTE 09/30/17	FTE 09/30/16	FTE 09/30/15
Home Education	-	15	144	134	132	127	114	118	96	90	83	61	39	39	1,185	1,130			
Outreach	-			1							1	4	8	21	35	20			
Online	-								2	13	10	21	18	22	86				
<b>Total Enrolment</b>	<b>-</b>	<b>15</b>	<b>144</b>	<b>135</b>	<b>132</b>	<b>127</b>	<b>114</b>	<b>118</b>	<b>98</b>	<b>103</b>	<b>94</b>	<b>86</b>	<b>65</b>	<b>82</b>	<b>1,306</b>	<b>1,150</b>	<b>-</b>	<b>-</b>	<b>-</b>

	Pre-ECS	ECS	1	2	3	4	5	6	7	8	9	10	11	12	FTE 09/30/19	FTE 09/30/18	Change from 2018 to 2019	% Change from 2018 to 2019
Sherwood Park	96	209	174	188	219	244	241	283	292	269	330	325	364	380	3,462	3,529	(68)	-1.91%
Vegreville	13	38	29	30	30	37	38	32	39	39	30	27	27	27	411	395	16	3.92%
Camrose	47	74	85	69	71	72	71	100	75	68	69	49	55	43	888	817	71	8.63%
Fort Saskatchewan	57	68	60	92	89	79	99	104	95	105	113	118	119	138	1,274	1,265	9	0.67%
Rural Strathcona County	22	34	45	32	32	39	32	40	38	29	-	-	-	-	315	320	(5)	-1.41%
Alternative Programming	-	-	144	135	132	127	114	118	98	103	94	86	65	82	1,306	1,150	156	13.52%
<b>Total Enrolment</b>	<b>235</b>	<b>423</b>	<b>537</b>	<b>546</b>	<b>573</b>	<b>598</b>	<b>595</b>	<b>677</b>	<b>637</b>	<b>613</b>	<b>636</b>	<b>605</b>	<b>630</b>	<b>670</b>	<b>7,654</b>	<b>7,476</b>	<b>178</b>	<b>2.38%</b>

**Schedule C**  
**Projected Average Class Sizes (All Subjects) - September30, 2019**

	K to 3 (17)			4 to 6 (23)			7 to 9 (25)			10 to 12 (27)		
	2017/18	2018/19	2019/20	2017/18	2018/19	2019/20	2017/18	2018/19	2019/20	2017/18	2018/19	2019/20
Archbishop Jordan Catholic High School							27.9	25.4	29.0	24.9	24.0	30.5
École Père Kenneth Kearns Catholic School	18.3	20.4	20.4	21.7	24.5	23.0						
Holy Redeemer Catholic School	17.9	17.8	19.3	22.0	20.4	20.6	18.6	18.6	17.0			
Holy Spirit Catholic School	22.5	21.2	20.5	23.8	23.3	23.0	22.6	22.1				
Jean Vanier Catholic School	19.3	18.1	21.1	23.1	25.0	19.6						
St. John Paul II Catholic School					23.0		22.8	27.3	25.0	22.0		27.5
St. Andre Bessette Catholic School					22.1			25.6	26.8		22.5	23.6
Madonna Catholic School	20.1	19.3	22.0	20.0	23.3	22.0						
Our Lady Of The Angels Catholic School		21.0	22.0	26.0	23.0	22.0	26.3					
Our Lady Of Mount Pleasant Catholic School				25.4	25.4	21.1	28.1	27.6	29.2	20.7	17.6	27.2
École Our Lady of Perpetual Help Catholic School				26.9	26.9	28.0	23.4	22.5	28.0			
St. John XXIII Catholic School	18.8	19.0	19.0	23.3	25.5	25.0						
St. Luke Catholic School	17.8	16.4	20.0	20.7	17.7	18.7	17.2	16.8	16.5			
St. Martin's Catholic School	17.1	20.2	19.4	23.8	20.7	23.8						
St. Mary's Catholic School							28.9	24.1	32.3	21.3	19.9	25.3
St. Patrick Catholic School	19.9	20.8	20.6	21.5	23.0	23.6						
St. Theresa Catholic School				24.1	26.0	27.8	24.6	23.4	28.4			
Total Elk Island Catholic Schools	19.4	19.8	20.5	23.8	23.6	21.1	24.5	24.1	27.8	23.7	22.6	28.4

## Schedule D: Division Financial Reporting

### Elk Island Catholic Schools Statement of Revenues and Expenses For the 2019/20 Fall Budget

#### REVENUES

	Fall 2018/19 Budget	Fall 2019/20 Budget	Instruction	Plant Operations	Transportation	Administration	External Services
Government of Alberta	\$ 72,309,429	\$ 71,256,010	\$ 57,123,257	\$ 7,207,163	\$ 3,466,473	\$ 2,477,467	\$ 981,650
Fees	2,535,505	2,456,715	2,274,805		181,910		
Other Sales/Services	2,079,326	2,210,795	1,973,795		237,000		
Investment Interest	64,407	80,100	80,100				
Fundraising	215,358	215,358	215,358				
Gifts and Donations	93,614	84,614	84,614				
Rentals of Facilities	228,000	229,000		200,000	29,000		
Gains on Disp of Cap Assets	4,035,000	-					
Amortization of Capital Allocations	4,487,151	4,540,700	455,700	4,085,000			
<b>Total Revenue plus surplus</b>	<b>\$ 86,047,790</b>	<b>\$ 81,073,292</b>	<b>\$ 62,207,629</b>	<b>\$ 11,492,163</b>	<b>\$ 3,914,383</b>	<b>\$ 2,477,467</b>	<b>\$ 981,650</b>

#### EXPENSES

Certificated salaries	\$ 37,296,849	\$ 36,283,424	\$ 35,280,960	\$ -	\$ -	\$ 378,000	\$ 624,464
Certificated benefits	8,279,053	8,447,805	8,246,361	-	-	80,181	121,263
Non-certificated salaries and wages	12,691,663	12,586,819	7,333,183	2,795,300	1,210,724	1,060,499	187,113
Non-certificated benefits	2,951,077	2,772,096	1,675,097	576,618	218,020	257,214	45,147
Services, contracts and supplies	12,062,010	11,729,340	5,317,797	3,714,807	2,274,501	418,573	3,662
School Generated Funds	3,465,838	3,465,834	3,465,834	-	-	-	-
Unsupported interest on capital debt	467,910	487,242	157,000	135,242	96,000	99,000	-
Amortization expense	5,496,750	5,552,000	761,000	4,305,000	302,000	184,000	-
<b>Total Expenses</b>	<b>\$ 82,711,149</b>	<b>\$ 81,324,560</b>	<b>\$ 62,237,233</b>	<b>\$ 11,526,966</b>	<b>\$ 4,101,245</b>	<b>\$ 2,477,467</b>	<b>\$ 981,650</b>
<b>Surplus (Deficit)</b>	<b>\$ 3,336,641</b>	<b>\$ (251,269)</b>	<b>\$ (29,604)</b>	<b>\$ (34,803)</b>	<b>\$ (186,862)</b>	<b>\$ -</b>	<b>\$ (0)</b>

	Balance at August 31, 2019	Surplus/Deficit	Impact of Capital Transactions	Projected Balance at August 31, 2020
<b>Operating Reserves</b>				
Instruction	\$ 508,053	\$ (29,604)	152,650	\$ 631,099
School Generated Funds	839,178	-	-	839,178
Administration	-	-	-	-
O&M	316,024	(34,803)	110,000	391,221
Transportation	-	(186,862)	186,862	-
Unrestricted	16,395	-	-	16,395
<b>Total Accumulated Operating Surplus</b>	<b>\$ 1,679,650</b>	<b>\$ (251,269)</b>	<b>\$ 449,512</b>	<b>\$ 1,877,893</b>
<b>Capital Reserves</b>				
Instruction	\$ 230,000	\$ -	\$ 92,650	\$ 322,650
Administration	200,000	-	27,000	227,000
O&M	400,000	-	(60,000)	340,000
Transportation	410,000	-	52,138	462,138
<b>Total Capital Reserves</b>	<b>\$ 1,240,000</b>	<b>\$ -</b>	<b>\$ 111,788</b>	<b>\$ 1,351,788</b>

**Elk Island Catholic Schools  
Summary of Revenues  
2019/20 School Year Fall Budget**

	Fall 2018/19 Budget	Fall 2019/20 Budget	Variance 2018/19 to 2019/20 Fall Budget
<b>ALBERTA EDUCATION</b>			
<b>EARLY CHILDHOOD SERVICES</b>			
Basic Instruction	\$ 1,951,697	\$ 1,733,418	\$ (218,279)
Program Unit Funding	1,969,111	2,600,000	630,889
<b>TOTAL ECS INSTRUCTION</b>	<b>\$ 3,920,808</b>	<b>\$ 4,333,418</b>	<b>\$ 412,610</b>
<b>INSTRUCTION</b>			
Basic Instruction			
Gr 1-9 Program	\$ 31,330,681	\$ 29,197,362	\$ (2,133,319)
Gr 10-12 Program	12,960,530	12,823,825	(136,705)
Home Education	1,893,028	1,961,531	68,503
<b>TOTAL BASIC INSTRUCTION</b>	<b>\$ 46,184,239</b>	<b>\$ 43,982,718</b>	<b>\$ (2,201,521)</b>
Inclusive Education	\$ 4,134,015	\$ 4,118,557	\$ (15,458)
English as a Second Language	481,802	481,802	-
First Nations, Metis and Unuit	336,937	336,937	(0)
Small Schools by Necessity	541,154	449,000	(92,154)
Socio Economic Status	467,040	464,770	(2,270)
Equity of Opportunity	753,555	750,576	(2,980)
High Speed Internet	172,800	172,800	-
Outreach Funding	62,973	62,973	-
2019-20 Transition Grant (One-time)	-	1,296,865	-
Projected Instructional Funding Reduction	-	-	-
<b>TOTAL INSTRUCTION</b>	<b>\$ 53,134,515</b>	<b>\$ 52,116,997</b>	<b>\$ (2,314,383)</b>
<b>ADDITIONAL ALBERTA EDUCATION FUNDING</b>			
Excellence in Teaching	\$ 4,500	\$ -	\$ (4,500)
Bill One Funding - School Fees	474,000	-	(474,000)
Nutrition Funding	166,000	166,000	-
Classroom Improvement Fund	800,100	-	(800,100)
Infrastructure Maintenance Renewal	1,227,800	1,227,800	(70,000)
ATRF Government Contributions	4,007,519	4,003,000	(4,519)
French Language Programs	63,909	63,909	-
OLEP Grants	-	31,200	31,200
Regional Collaborative Service Delivery	265,842	265,842	-
Transportation	3,141,788	3,466,473	324,685
Operations and Maintenance	5,335,548	5,978,121	642,573
Administration Reduction	(295,328)	(383,715)	(88,387)
LAPP Pension Reduction	(67,285)	(67,285)	-
Supported Capital Interest	6,705	1,242	(5,463)
Framework Agreement Top-up	53,008	53,008	-
<b>TOTAL ADDITIONAL FUNDING</b>	<b>\$ 15,254,106</b>	<b>\$ 14,805,595</b>	<b>\$ (448,511)</b>
<b>TOTAL ALBERTA EDUCATION</b>	<b>\$ 72,309,429</b>	<b>\$ 71,256,010</b>	<b>\$ (2,350,284)</b>
<b>OTHER REVENUE</b>			
Transportation Fees	\$ 190,500	\$ 181,910	\$ (8,590)
Other Revenue:			
Chaplain Contributions	12,000	-	(12,000)
Education Foundation	18,000	21,000	3,000
Facility Rentals	215,000	229,000	14,000
Gains on Sale of Assets	4,035,000	-	(4,035,000)
APPLE Schools	2,754	2,754	-
Early Learning Community Students	219,300	349,000	129,700
Interest and Investment Income	64,407	80,100	15,693
International Student Fees	70,200	91,800	21,600
Other Sales and Services	845,308	812,477	(32,831)
School Geneated Funds:			
Fees	2,345,005	2,274,805	(70,200)
Fundraising	215,358	215,358	0
Donations	63,614	63,614	(0)
Other	954,764	954,764	(0)
Amortization of Capital	4,487,151	4,540,700	53,549
<b>TOTAL OTHER REVENUE</b>	<b>\$ 14,222,046</b>	<b>\$ 9,817,282</b>	<b>\$ (3,921,079)</b>
<b>TOTAL REVENUES AND SURPLUS</b>	<b>\$ 86,531,475</b>	<b>\$ 81,073,292</b>	<b>\$ (6,272,368)</b>

**Elk Island Catholic Schools  
Summary of Expenses  
2019/20 School Year Fall Budget**

	<b>Fall 2018/19 Budget</b>	<b>May 2019/20 Budget</b>	<b>Fall 2019/20 Budget</b>	<b>Variance 2018/19 to 2019/20 Fall Budget</b>	<b>Variance 2019/20 May to Fall Budget</b>
<b><u>BUDGET</u></b>					
St. Andre Bessette	\$ 3,316,850	\$ 3,000,590	\$ 3,050,300	\$ (266,550)	\$ 49,710
St. John Paul II	2,397,352	2,398,622	2,481,529	84,177	82,907
Our Lady of Angels	1,532,241	1,377,427	1,467,624	(64,617)	90,197
St. John XXIII	2,162,698	1,765,629	1,946,078	(216,620)	180,449
Our Lady of Perpetual Help	1,664,055	2,368,129	2,319,949	655,894	(48,180)
École Père Kenneth Kearns	1,911,209	1,736,294	1,675,451	(235,758)	(60,843)
Jean Vanier	2,472,053	2,124,256	2,125,416	(346,637)	1,160
Madonna	2,075,389	1,803,989	1,873,194	(202,195)	69,205
St. Luke	1,549,617	1,328,544	1,328,981	(220,636)	437
Holy Redeemer	1,592,701	1,610,430	1,773,114	180,413	162,684
Our Lady Of Mount Pleasant	3,309,327	3,281,566	3,225,493	(83,834)	(56,073)
St. Patrick	2,938,777	2,764,034	2,762,620	(176,157)	(1,414)
St. Martin's	1,772,782	1,757,138	1,731,366	(41,416)	(25,772)
Holy Spirit	4,912,685	2,836,055	2,886,671	(2,026,014)	50,616
St. Mary's	1,584,858	1,428,375	1,597,631	12,773	169,256
Archbishop Jordan	9,409,913	8,682,726	8,757,378	(652,535)	74,652
St. Theresa	3,656,239	4,379,906	4,320,286	664,047	(59,620)
St. Isidore Learning Centre	2,382,499	2,549,150	2,557,634	175,135	8,484
ATRF Contributions from Government	4,007,519	4,007,519	4,003,000	(4,519)	(4,519)
School Generated Funds	3,465,838	3,465,838	3,465,834	(4)	(4)
<b>Schools Total</b>	<b>\$ 58,114,602</b>	<b>\$ 54,666,217</b>	<b>\$ 55,349,549</b>	<b>\$ (2,765,053)</b>	<b>\$ 683,332</b>
Information Technology	\$ 1,716,429	\$ 1,654,296	\$ 1,586,594	\$ (129,835)	\$ (67,702)
Inclusive Learning Services	1,918,589	1,715,612	1,766,436	(152,153)	50,824
Faith Formation and Wellness	613,801	453,249	629,240	15,439	175,991
Education Excellence	781,900	735,919	757,118	(24,782)	21,199
System Instruction Support	2,661,495	3,037,452	2,942,790	281,295	(94,662)
<b>Central Instruction Support Total</b>	<b>\$ 7,692,214</b>	<b>\$ 7,596,528</b>	<b>\$ 7,682,178</b>	<b>\$ (10,036)</b>	<b>\$ 85,650</b>
Business Services	\$ 1,264,024	\$ 1,326,683	\$ 1,373,866	\$ 109,842	\$ 47,183
Board Governance	265,263	314,422	339,433	74,170	25,011
Human Resources	431,034	405,531	410,531	(20,503)	5,000
Office of Superintendent	512,830	520,044	521,008	8,178	964
Capital, Debt Services & IMR	5,363,208	5,363,208	5,387,066	23,858	23,858
Custodial	2,481,099	2,554,247	2,568,030	86,931	13,783
Maintenance	3,011,586	2,995,469	3,591,654	580,068	596,185
Transportation	3,575,288	3,745,616	4,101,245	525,957	355,629
<b>Support Services</b>	<b>\$ 16,904,332</b>	<b>\$ 17,225,220</b>	<b>\$ 18,292,833</b>	<b>\$ 1,388,501</b>	<b>\$ 1,067,613</b>
<b>Total Expenditures</b>	<b>\$ 82,711,148</b>	<b>\$ 79,487,965</b>	<b>\$ 81,324,560</b>	<b>\$ (1,386,588)</b>	<b>\$ 1,836,595</b>



# Schedule E: Budget Report

Elk Island Catholic Schools

2019-20 FALL BUDGET REPORT

## Elk Island Catholic Schools

### Revenue And Allocations To Budget Center

Base Funding	2019-20 FALL BUDGET REPORT	
Brighter Beginnings/Early Learning		\$317,300
Brighter Beginnings Grant Rate	\$3,340	
Brighter Beginnings/Early Learning Base Funded Enrolment	95 students	
ECS Instruction		\$1,416,118
ECS Enrolment	424 students	
ECS Grant Rate	\$3,340	
Grades 1 to 3 Instruction		\$8,323,018
Grades 1 to 3 Enrolment	1,246 students	
Grades 1 to 3 Grant Rate	\$6,679.79	
Grades 4 to 6 Instruction		\$10,093,163
Grades 4 to 6 Enrolment	1,511 students	
Grades 4 to 6 Grant Rate	\$6,679.79	
Grades 7 to 9 Instruction		\$10,781,181
Grades 7 to 9 Enrolment	1,614 students	
Grades 7 to 9 Grant Rate	\$6,679.79	
K-9 Shared Responsibility Enrollments (610)	0 stud	
Grade 10 to 12 Instruction		\$12,823,825
ADLC CEU Rate	\$95.41	
ADLC CEUs	1,342.5 CEU	
Term 4 CEUs	2,200 Ceu	
Tier 1 CEU rate	\$190.85	
Tier 1 CEUs	57,484.1 CEU	
Tier 2 CEU Rate	\$190.85	
Tier 2 CEUs	1,917.9 CEU	
Tier 3 CEU Rate	\$190.85	
Tier 3 CEUs	4,062.4 CEU	
Tier 4 CEU Rate	\$114.50	
Tier 4 CEUs	1,429.7 CEU	
Unprojected CEUs	0 CEUS	
Home Education		\$1,961,531
Home Education Enrolments (600)	1,174 students	
Home Education Grant Rate	\$1,671	
HS Shared Responsibility Enrollments (610)	0 stud	
K-9 Shared Responsibility Enrollments (610)	0 stud	
2019-20 Transition Grant (One-time)		\$1,296,865
<b>Total Base Funding</b>		<b>\$47,013,001</b>
<b>% of Revenue And Allocations To Budget Center</b>		<b>58%</b>

Other Provincial Funding	2019-20 FALL BUDGET REPORT	
Framework Agreement Top-Up		\$53,008
Provincial Nutrition Program		\$166,000
University of Alberta APPLE Schools		\$2,754

\* - See the notes section for details about Line Item notes on this page

<b>Other Provincial Funding</b>	<b>2019-20 FALL BUDGET REPORT</b>	
<b>Total Other Provincial Funding</b>	<b>\$221,762</b>	
<b>% of Revenue And Allocations To Budget Center</b>	<b>0%</b>	

<b>Differential Cost Funding</b>	<b>2019-20 FALL BUDGET REPORT</b>	
ECS Program Unt Funding (PUF/BB)	\$2,600,000	
English as a Second Language	\$481,802	
ESL Enrolment	409.0 students	
ESL Grant Rate	\$1,178	
Equity of Opportunity Funding	\$750,576	
Brighter Beginnings/Early Learning Base Funded Enrolment	95 students	
ECS Enrolment	424 students	
Equity of Opportunity Distance/Density Amount	\$108,771	
Equity of Opportunity rate	\$101	
Total Enrolment	6,614 students	
First Nations, Metis and Inuit	\$336,937	
FNMI Enrolments	286 stud	
FNMI Grant Rate	\$1,178.10	
French Language Grant	\$63,909	
Inclusive Education	\$4,118,557	
Brighter Beginnings/Early Learning Base Funded Enrolment	95 students	
ECS Enrolment	424 students	
Inclusive Education Differential Funding	\$0	
Inclusive Education Student Rate	\$524	
Inclusive Transition Funding	\$788,799	
Total Enrolment	6,614 students	
OLEP - Literacy Specialist	\$31,200	
Provincial Government O & M Revenue	\$5,978,121	
Small School By Necessity	\$449,000	
Socio Economic Status	\$464,770	
Brighter Beginnings/Early Learning Base Funded Enrolment	95 students	
ECS Enrolment	424 students	
Socio-Economic factor	\$0.153	
Socio-economic grant rate	\$471	
Total Enrolment	6,614 students	
Outreach Funding	\$62,973	
Administration Reduction	(\$451,000)	
<b>Total Differential Cost Funding</b>	<b>\$14,886,844</b>	
<b>% of Revenue And Allocations To Budget Center</b>	<b>18%</b>	

<b>Projects/Contracts</b>	<b>2019-20 FALL BUDGET REPORT</b>	
AE TRF Funding	\$4,003,000	
High Speed Networking	\$172,800	
<b>Total Projects/Contracts</b>	<b>\$4,175,800</b>	
<b>% of Revenue And Allocations To Budget Center</b>	<b>5%</b>	

<b>Transportation</b>	<b>2019-20 FALL BUDGET REPORT</b>	
Provincial Government Transp. Revenue	\$3,466,473	
<b>Total Transportation</b>	<b>\$3,466,473</b>	
<b>% of Revenue And Allocations To Budget Center</b>	<b>4%</b>	

\* - See the notes section for details about Line Item notes on this page

<b>Fees</b>	<b>2019-20 FALL BUDGET REPORT</b>	
Transportation Fees		\$181,910
Alternative Program Fees		\$364,101
Fees for Optional Courses		\$839,825
International Student Fees		\$91,800
International Student Grant Rate	\$10,800	
International Students Enrolment	8.5 students	
ECS Fees		\$54,051
Extracurricular Fees		\$549,960
Field Trip Fees		\$357,481
Other Fees		\$31,235
Non Curricular travel		\$51,609
Non-curricular goods and services		\$26,542
<b>Total Fees</b>		<b>\$2,548,515</b>
<b>% of Revenue And Allocations To Budget Center</b>		<b>3%</b>

<b>Other School Generated Fund Revenues</b>	<b>2019-20 FALL BUDGET REPORT</b>	
Fundraising Revenues		\$215,358
Donation Revenues		\$63,614
Other revenues		\$954,764
<b>Total Other School Generated Fund Revenues</b>		<b>\$1,233,736</b>
<b>% of Revenue And Allocations To Budget Center</b>		<b>2%</b>

<b>Capital Block</b>	<b>2019-20 FALL BUDGET REPORT</b>	
Amortization of Capital		\$4,540,700
IMR		\$1,227,800
Supported Capital Interest		\$1,242
<b>Total Capital Block</b>		<b>\$5,769,742</b>
<b>% of Revenue And Allocations To Budget Center</b>		<b>7%</b>

<b>Other Revenue</b>	<b>2019-20 FALL BUDGET REPORT</b>	
Early Learning		\$349,000
Education Foundation Donation to Division		\$21,000
Facility Rentals		\$229,000
Interest and Investment Income		\$80,100
Other Sales and Service		\$1,078,319
<b>Total Other Revenue</b>		<b>\$1,757,419</b>
<b>% of Revenue And Allocations To Budget Center</b>		<b>2%</b>

<b>Previous Year Carry Forward</b>	<b>2019-20 FALL BUDGET REPORT</b>	
Instruction Surplus (Deficit)		\$357,855
School Budget Surplus C/O Allocation	\$357,855	
<b>Total Previous Year Carry Forward</b>		<b>\$357,855</b>
<b>% of Revenue And Allocations To Budget Center</b>		<b>0%</b>

<b>Total Revenue And Allocations To Budget Center</b>	<b>\$81,431,147</b>
---	---------------------

## **Expenditures**

<b>Certificated</b>	<b>2019-20 FALL BUDGET REPORT</b>	
---------------------	-----------------------------------	--

\* - See the notes section for details about Line Item notes on this page

<b>Certificated</b>	<b>2019-20 FALL BUDGET REPORT</b>	
<b>Total Certificated</b>	<b>\$38,539,063</b>	
<b>% of Expenditures</b>	<b>47%</b>	

<b>Uncertificated</b>	<b>2019-20 FALL BUDGET REPORT</b>	
<b>Total Uncertificated</b>	<b>\$14,904,678</b>	
<b>% of Expenditures</b>	<b>18%</b>	

<b>Expenses</b>	<b>2019-20 FALL BUDGET REPORT</b>	
Chargeback Differential	\$434,728	
Maternity and Sick Pool Costs	\$450,000	
Certificated Sub Cost - School Paid PD and Collaboration	\$609,823	
Certificated Sub Costs	\$10,000	
Certificated Sub Costs - Collaborative Days	\$142,479	
Collaborative Release Time	\$142,479	
Certificated Substitute Cost - Illness and Personal	\$576,649	
Days per teacher for personal days	34.30 days/teacher	
Days per teacher school paid illness	92.07 days/teacher	
Substitute Teacher Rate	\$234.92	
Internal IMR Chargeback	(\$305,386)	
Casual Staff and Overtime	\$442,487	
Noon Hour Supervision	\$6,450	
Benefits Pool	\$3,955,105	
Professional Development	\$505,498	
Contracted Services	\$1,711,021	
Home Education Contractor Services	\$608,075	
Home Education Allocation	\$1,843,839	
Online Education Contractor Services	\$66,867	
Phones and Communications	\$364,059	
Public Engagement	\$137,174	
Natural Gas	\$422,400	
Power	\$763,234	
Water and Sewage	\$115,500	
Garbage Disposal	\$60,000	
Travel and Meals	\$330,907	
Pupil Transportation	\$44,929	
Cost Recovery	\$67,550	
General Sublets and Maintenance	\$79,676	
Grounds Maintenance	\$20,000	
Parking Lot Maintenance	\$234,000	
Plumbing Maintenance	\$6,000	
Heating Maintenance	\$10,000	
Electrical Maintenance	\$35,000	
Structural Maintenance	\$3,000	
Equipment Maintenance	\$410,650	
Infrastructure Maintenance Renewal	\$1,227,800	
Technology Leasing Costs	\$435,926	
Printing and Copier Costs	\$157,700	

\* - See the notes section for details about Line Item notes on this page

<b>Expenses</b>	<b>2019-20 FALL BUDGET REPORT</b>	
Facility Rental		\$7,270
Membership Dues		\$138,322
Insurance		\$956,500
Fuel		\$323,000
Parent Reimbursements		\$980,765
Home Education Enrolments (600)	1,174 students	
Home Education Grant Rate	\$1,671	
HS Shared Responsibility Enrollments (610)	0 stud	
K-9 Shared Responsibility Enrollments (610)	0 stud	
Unused Parent Reimbursements	\$0	
Supplies		\$1,026,170
Permenant Books		\$105,312
Software Purchase and Liscencing		\$487,973
Furniture, Technology and Equipment Purchases		\$236,464
Bank Interest Charges		\$352,000
Amortization Expense		\$5,552,000
Reserves		\$4,664
<b>Total Expenses</b>		<b>\$24,309,740</b>
<b>% of Expenditures</b>		<b>30%</b>

<b>Transfers</b>	<b>2019-20 FALL BUDGET REPORT</b>	
Transfers to other sites		(\$30,000)
School Generated Funds		\$3,465,838
Alternative Program Fees	\$364,101	
District Material Fees	\$0	
Donation Revenues	\$63,614	
ECS Fees	\$54,051	
Extracurricular Fees	\$549,960	
Fees for Optional Courses	\$797,122	
Field Trip Fees	\$357,481	
Fundraising Revenues	\$215,358	
Non Curricular travel	\$51,609	
Non-curricular goods and services	\$26,542	
Other Fees	\$31,235	
Other revenues	\$954,764	
Supervision Fees	\$0	
Technology User Fees	\$0	
<b>Total Transfers</b>		<b>\$3,435,838</b>
<b>% of Expenditures</b>		<b>4%</b>

<b>Capital and Debt Services</b>	<b>2019-20 FALL BUDGET REPORT</b>	
Debenture Interest		\$1,242
Capital Loan Interest		\$134,000
<b>Total Capital and Debt Services</b>		<b>\$135,242</b>
<b>% of Expenditures</b>		<b>0%</b>

<b>Total Expenditures</b>	<b>\$81,324,560</b>
---------------------------	---------------------

\* - See the notes section for details about Line Item notes on this page

**Summary**

	2019-20 FALL BUDGET REPORT	
Total Revenues and Allocations To Budget	\$81,431,147	\$0
Total Expenditures	\$81,324,560	\$0
<b>Variance</b>	<b>\$106,586</b>	<b>\$0</b>

**Notes**

\* - See the notes section for details about Line Item notes on this page

## Archbishop Jordan Catholic High School

### Revenue And Allocations To Budget Center

Collaborative Response Allocation	2019-20 FALL BUDGET REPORT	
Collaborative Release Time		\$21,143
Collaborative days	90 days	
Substitute Teacher Rate	\$234.92	
Collaborative Response Coordinator Allocation to schools		\$210,764
ELL Lead Allocation to Schools		\$30,000
Family Wellness Worker Allocation to schools		\$185,300
<b>Total Collaborative Response Allocation</b>		<b>\$447,207</b>
<b>% of Revenue And Allocations To Budget Center</b>		<b>5%</b>

School Allocations	2019-20 FALL BUDGET REPORT	
School Allocation		\$8,006,857
School Allocation Formula	\$8,006,857	
Transition Amount	\$0	
School Budget Surplus C/O Allocation		\$282,748
International Student Allocation		\$40,500
International Student Allocation Rate	\$8,100	
International Students Enrolment	5.0 students	
Contingency Funding: 19-20 Fall Budget Adjustment		(\$145,000)
Technology/Basic Supplies Allocation		\$125,065
ECS Tech/Basic Supplies Rate	\$35	
Grade 10-12 Tech/Basic Supplies Rate	\$90	
Grade 1-3 Tech/Basic Supplies Rate	\$90	
Grade 4-6 Tech/Basic Supplies Rate	\$90	
Grade 7-9 Tech/Basic Supplies Rate	\$90	
Grades 7 to 9 Enrolment	328 students	
Senior High Enrolment	1,062 students	
<b>Total School Allocations</b>		<b>\$8,310,170</b>
<b>% of Revenue And Allocations To Budget Center</b>		<b>85%</b>

Fees	2019-20 FALL BUDGET REPORT	
Fees for Optional Courses		\$369,974
Extracurricular Fees		\$189,911
Field Trip Fees		\$9,765
Other Fees		\$7,639
<b>Total Fees</b>		<b>\$577,288</b>
<b>% of Revenue And Allocations To Budget Center</b>		<b>6%</b>

Other School Generated Fund Revenues	2019-20 FALL BUDGET REPORT	
Fundraising Revenues		\$31,687
Donation Revenues		\$6,361
Other revenues		\$375,062
<b>Total Other School Generated Fund Revenues</b>		<b>\$413,109</b>
<b>% of Revenue And Allocations To Budget Center</b>		<b>4%</b>

\* - See the notes section for details about Line Item notes on this page

<b>Total Revenue And Allocations To Budget Center</b>	<b>\$9,747,774</b>
---	--------------------

<b>Expenditures</b>
---------------------

<b>Certificated</b>	<b>2019-20 FALL BUDGET REPORT</b>
<b>Total Certificated</b>	<b>\$6,969,425</b>
<b>% of Expenditures</b>	<b>71%</b>

<b>Uncertificated</b>	<b>2019-20 FALL BUDGET REPORT</b>
<b>Total Uncertificated</b>	<b>\$1,140,033</b>
<b>% of Expenditures</b>	<b>12%</b>

<b>Expenses</b>	<b>2019-20 FALL BUDGET REPORT</b>
Certificated Sub Cost - School Paid PD and Collaboration	\$29,828
Certificated Sub Costs - Collaborative Days	\$21,143
Collaborative Release Time	\$21,143
Certificated Substitute Cost - Illness and Personal	\$112,762
Days per teacher for personal days	2.00 days/teacher
Days per teacher school paid illness	6.00 days/teacher
Substitute Teacher Rate	\$234.92
Casual Staff and Overtime	\$45,000
Professional Development	\$72,960
Contracted Services	\$50,000
Phones and Communications	\$3,000
Public Engagement	\$25,000
Travel and Meals	\$4,500
Pupil Transportation	\$2,000
Cost Recovery	\$9,888
Equipment Maintenance	\$8,150
Printing and Copier Costs	\$22,000
Membership Dues	\$450
Supplies	\$126,038
Permenant Books	\$30,000
Software Purchase and Liscencing	\$7,543
Furniture, Technology and Equipment Purchases	\$77,657
<b>Total Expenses</b>	<b>\$647,919</b>
<b>% of Expenditures</b>	<b>7%</b>

<b>Transfers</b>	<b>2019-20 FALL BUDGET REPORT</b>
------------------	-----------------------------------

\* - See the notes section for details about Line Item notes on this page



<b>Transfers</b>	<b>2019-20 FALL BUDGET REPORT</b>	
School Generated Funds	\$990,398	
Alternative Program Fees	\$0	
District Material Fees	\$0	
Donation Revenues	\$6,361	
ECS Fees	\$0	
Extracurricular Fees	\$189,911	
Fees for Optional Courses	\$369,974	
Field Trip Fees	\$9,765	
Fundraising Revenues	\$31,687	
Non Curricular travel	\$0	
Non-curricular goods and services	\$0	
Other Fees	\$7,639	
Other revenues	\$375,062	
Supervision Fees	\$0	
Technology User Fees	\$0	
<b>Total Transfers</b>	<b>\$990,398</b>	
<b>% of Expenditures</b>	<b>10%</b>	

<b>Total Expenditures</b>	<b>\$9,747,775</b>
---------------------------	--------------------

**Summary**

	<b>2019-20 FALL BUDGET REPORT</b>	
Total Revenues and Allocations To Budget	\$9,747,774	\$0
Total Expenditures	\$9,747,775	\$0
<b>Variance</b>	<b>\$0</b>	<b>\$0</b>

**Notes**

\* - See the notes section for details about Line Item notes on this page

## Business Services

### Revenue And Allocations To Budget Center

Certificated	2019-20 FALL BUDGET REPORT	
Total Certificated	\$1,373,866	
% of Revenue And Allocations To Budget Center	100%	

**Total Revenue And Allocations To Budget Center** **\$1,373,866**

### Expenditures

Uncertificated	2019-20 FALL BUDGET REPORT	
Total Uncertificated	\$851,406	
% of Expenditures	62%	

Expenses	2019-20 FALL BUDGET REPORT	
Professional Development	\$18,000	
Contracted Services	\$45,000	
Phones and Communications	\$1,000	
Natural Gas	\$23,400	
Power	\$67,000	
Water and Sewage	\$1,500	
Travel and Meals	\$7,000	
Cost Recovery	(\$60,574)	
Equipment Maintenance	\$5,000	
Printing and Copier Costs	\$4,000	
Membership Dues	\$6,600	
Insurance	\$10,500	
Supplies	\$19,034	
Software Purchase and Liscencing	\$89,000	
Furniture, Technology and Equipment Purchases	\$3,000	
Bank Interest Charges	\$99,000	
Amortization Expense	\$184,000	
<b>Total Expenses</b>	<b>\$522,460</b>	
<b>% of Expenditures</b>	<b>38%</b>	

**Total Expenditures** **\$1,373,866**

### Summary

	2019-20 FALL BUDGET REPORT	
Total Revenues and Allocations To Budget	\$1,373,866	\$0
Total Expenditures	\$1,373,866	\$0
<b>Variance</b>	<b>\$0</b>	<b>\$0</b>

### Notes

\* - See the notes section for details about Line Item notes on this page

## Capital, Debt Services and IMR

### Revenue And Allocations To Budget Center

Alloc from Div Budget to Dept.	2019-20 FALL BUDGET REPORT	
O&M Capital Allocation	\$273,024	
<b>Total Alloc from Div Budget to Dept.</b>	<b>\$273,024</b>	
<b>% of Revenue And Allocations To Budget Center</b>	<b>5%</b>	

Capital Block	2019-20 FALL BUDGET REPORT	
Amortization of Capital	\$4,085,000	
IMR	\$1,227,800	
Supported Capital Interest	\$1,242	
<b>Total Capital Block</b>	<b>\$5,314,042</b>	
<b>% of Revenue And Allocations To Budget Center</b>	<b>95%</b>	

<b>Total Revenue And Allocations To Budget Center</b>	<b>\$5,587,066</b>
---	--------------------

### Expenditures

Expenses	2019-20 FALL BUDGET REPORT	
Cost Recovery	(\$280,976)	
Infrastructure Maintenance Renewal	\$1,227,800	
Amortization Expense	\$4,305,000	
<b>Total Expenses</b>	<b>\$5,251,824</b>	
<b>% of Expenditures</b>	<b>97%</b>	

Capital and Debt Services	2019-20 FALL BUDGET REPORT	
Debenture Interest	\$1,242	
Capital Loan Interest	\$134,000	
<b>Total Capital and Debt Services</b>	<b>\$135,242</b>	
<b>% of Expenditures</b>	<b>3%</b>	

<b>Total Expenditures</b>	<b>\$5,387,066</b>
---------------------------	--------------------

### Summary

	2019-20 FALL BUDGET REPORT	
Total Revenues and Allocations To Budget	\$5,587,066	\$0
Total Expenditures	\$5,387,066	\$0
<b>Variance</b>	<b>\$200,000</b>	<b>\$0</b>

### Notes

\* - See the notes section for details about Line Item notes on this page

## Custodial

### Revenue And Allocations To Budget Center

Alloc from Div Budget to Dept.	2019-20 FALL BUDGET REPORT	
Custodial Allocation	\$2,568,030	
<b>Total Alloc from Div Budget to Dept.</b>	<b>\$2,568,030</b>	
<b>% of Revenue And Allocations To Budget Center</b>	<b>100%</b>	

<b>Total Revenue And Allocations To Budget Center</b>	<b>\$2,568,030</b>
---	--------------------

### Expenditures

Uncertificated	2019-20 FALL BUDGET REPORT	
<b>Total Uncertificated</b>	<b>\$2,276,367</b>	
<b>% of Expenditures</b>	<b>89%</b>	

Expenses	2019-20 FALL BUDGET REPORT	
Casual Staff and Overtime	\$150,000	
Equipment Maintenance	\$6,000	
Supplies	\$133,119	
Furniture, Technology and Equipment Purchases	\$2,544	
<b>Total Expenses</b>	<b>\$291,663</b>	
<b>% of Expenditures</b>	<b>11%</b>	

<b>Total Expenditures</b>	<b>\$2,568,030</b>
---------------------------	--------------------

### Summary

	2019-20 FALL BUDGET REPORT	
Total Revenues and Allocations To Budget	\$2,568,030	\$0
Total Expenditures	\$2,568,030	\$0
<b>Variance</b>	<b>\$0</b>	<b>\$0</b>

### Notes

\* - See the notes section for details about Line Item notes on this page

## École Père Kenneth Kearns School

### Revenue And Allocations To Budget Center

Collaborative Response Allocation	2019-20 FALL BUDGET REPORT	
Collaborative Release Time	\$6,578	
Collaborative days	28 days	
Substitute Teacher Rate	\$234.92	
Collaborative Response Coordinator Allocation to schools	\$50,355	
Family Wellness Worker Allocation to schools	\$42,650	
<b>Total Collaborative Response Allocation</b>	<b>\$99,583</b>	
<b>% of Revenue And Allocations To Budget Center</b>	<b>6%</b>	

School Allocations	2019-20 FALL BUDGET REPORT	
School Allocation	\$1,481,069	
School Allocation Formula	\$1,481,069	
Transition Amount	\$0	
School Budget Surplus C/O Allocation	(\$34,743)	
Early Learning Allocation	\$103,775	
Early Learning Allocation	\$103,775	
MERFIP Allocation	\$10,000	
Contingency Funding: 19-20 Fall Budget Adjustment	(\$18,500)	
Technology/Basic Supplies Allocation	\$15,768	
ECS Enrolment	53 students	
ECS Tech/Basic Supplies Rate	\$35	
Grade 10-12 Tech/Basic Supplies Rate	\$90	
Grade 1-3 Tech/Basic Supplies Rate	\$90	
Grade 4-6 Tech/Basic Supplies Rate	\$90	
Grade 7-9 Tech/Basic Supplies Rate	\$90	
Grades 1 to 3 Enrolment	126 students	
Grades 4 to 6 Enrolment	49 students	
<b>Total School Allocations</b>	<b>\$1,557,369</b>	
<b>% of Revenue And Allocations To Budget Center</b>	<b>90%</b>	

Fees	2019-20 FALL BUDGET REPORT	
Fees for Optional Courses	\$4,050	
ECS Fees	\$19,672	
Extracurricular Fees	\$11,966	
Field Trip Fees	\$24,000	
Other Fees	\$2,999	
<b>Total Fees</b>	<b>\$62,686</b>	
<b>% of Revenue And Allocations To Budget Center</b>	<b>4%</b>	

Other School Generated Fund Revenues	2019-20 FALL BUDGET REPORT	
Fundraising Revenues	\$4,988	
<b>Total Other School Generated Fund Revenues</b>	<b>\$4,988</b>	
<b>% of Revenue And Allocations To Budget Center</b>	<b>0%</b>	

<b>Total Revenue And Allocations To Budget Center</b>	<b>\$1,724,626</b>
---	--------------------

\* - See the notes section for details about Line Item notes on this page

**Expenditures**

<b>Certificated</b>	<b>2019-20 FALL BUDGET REPORT</b>	
<b>Total Certificated</b>	<b>\$1,361,448</b>	
<b>% of Expenditures</b>	<b>78%</b>	

<b>Uncertificated</b>	<b>2019-20 FALL BUDGET REPORT</b>	
<b>Total Uncertificated</b>	<b>\$236,482</b>	
<b>% of Expenditures</b>	<b>14%</b>	

<b>Expenses</b>	<b>2019-20 FALL BUDGET REPORT</b>	
Certificated Sub Cost - School Paid PD and Collaboration	\$9,794	
Certificated Sub Costs - Collaborative Days	\$6,578	
Collaborative Release Time	\$6,578	
Certificated Substitute Cost - Illness and Personal	\$26,311	
Days per teacher for personal days	2.00 days/teacher	
Days per teacher school paid illness	6.00 days/teacher	
Substitute Teacher Rate	\$234.92	
Professional Development	\$3,000	
Phones and Communications	\$1,600	
Public Engagement	\$3,000	
Travel and Meals	\$2,000	
Pupil Transportation	\$1,500	
Equipment Maintenance	\$500	
Technology Leasing Costs	\$150	
Printing and Copier Costs	\$4,000	
Supplies	\$15,287	
Permenant Books	\$1,600	
Software Purchase and Liscencing	\$2,200	
<b>Total Expenses</b>	<b>\$77,520</b>	
<b>% of Expenditures</b>	<b>4%</b>	

<b>Transfers</b>	<b>2019-20 FALL BUDGET REPORT</b>	
School Generated Funds	\$67,674	
Alternative Program Fees	\$0	
District Material Fees	\$0	
Donation Revenues	\$0	
ECS Fees	\$19,672	
Extracurricular Fees	\$11,966	
Fees for Optional Courses	\$4,050	
Field Trip Fees	\$24,000	
Fundraising Revenues	\$4,988	
Non Curricular travel	\$0	
Non-curricular goods and services	\$0	
Other Fees	\$2,999	
Other revenues	\$0	
Supervision Fees	\$0	
Technology User Fees	\$0	
<b>Total Transfers</b>	<b>\$67,674</b>	
<b>% of Expenditures</b>	<b>4%</b>	

\* - See the notes section for details about Line Item notes on this page

<b>Total Expenditures</b>	<b>\$1,743,125</b>
---------------------------	--------------------

**Summary**

	2019-20 FALL BUDGET REPORT	
Total Revenues and Allocations To Budget	\$1,724,626	\$0
Total Expenditures	\$1,743,125	\$0
<b>Variance</b>	<b>(\$18,499)</b>	<b>\$0</b>

**Notes**

\* - See the notes section for details about Line Item notes on this page

**Education Excellence**

**Revenue And Allocations To Budget Center**

Certificated	2019-20 FALL BUDGET REPORT	
Total Certificated	\$757,118	
% of Revenue And Allocations To Budget Center	100%	

<b>Total Revenue And Allocations To Budget Center</b>	<b>\$757,118</b>	
---	------------------	--

**Expenditures**

Certificated	2019-20 FALL BUDGET REPORT	
Total Certificated	\$596,625	
% of Expenditures	79%	

Expenses	2019-20 FALL BUDGET REPORT	
Certificated Sub Cost - School Paid PD and Collaboration	\$48,304	
Professional Development	\$15,000	
Contracted Services	\$58,225	
Phones and Communications	\$3,600	
Travel and Meals	\$17,000	
Printing and Copier Costs	\$1,000	
Membership Dues	\$5,975	
Supplies	\$6,000	
Permenant Books	\$2,500	
Furniture, Technology and Equipment Purchases	\$2,889	
<b>Total Expenses</b>	<b>\$160,493</b>	
<b>% of Expenditures</b>	<b>21%</b>	

<b>Total Expenditures</b>	<b>\$757,118</b>	
---------------------------	------------------	--

**Summary**

	2019-20 FALL BUDGET REPORT	
Total Revenues and Allocations To Budget	\$757,118	\$0
Total Expenditures	\$757,118	\$0
<b>Variance</b>	<b>\$0</b>	<b>\$0</b>

**Notes**

\* - See the notes section for details about Line Item notes on this page



## Faith Formation and Wellness

### Revenue And Allocations To Budget Center

Alloc from Div Budget to Dept.	2019-20 FALL BUDGET REPORT	
Allocation to Faith Formation and Wellnes	\$463,240	
<b>Total Alloc from Div Budget to Dept.</b>	<b>\$463,240</b>	
<b>% of Revenue And Allocations To Budget Center</b>	<b>74%</b>	

Other Provincial Funding	2019-20 FALL BUDGET REPORT	
Provincial Nutrition Program	\$166,000	
<b>Total Other Provincial Funding</b>	<b>\$166,000</b>	
<b>% of Revenue And Allocations To Budget Center</b>	<b>26%</b>	

**Total Revenue And Allocations To Budget Center** **\$629,240**

### Expenditures

Certificated	2019-20 FALL BUDGET REPORT	
<b>Total Certificated</b>	<b>\$370,248</b>	
<b>% of Expenditures</b>	<b>59%</b>	

Uncertificated	2019-20 FALL BUDGET REPORT	
<b>Total Uncertificated</b>	<b>\$16,990</b>	
<b>% of Expenditures</b>	<b>3%</b>	

Expenses	2019-20 FALL BUDGET REPORT	
Certificated Sub Cost - School Paid PD and Collaboration	\$26,212	
Professional Development	\$50,000	
Contracted Services	\$3,238	
Phones and Communications	\$1,000	
Travel and Meals	\$155,000	
Supplies	\$6,551	
<b>Total Expenses</b>	<b>\$242,001</b>	
<b>% of Expenditures</b>	<b>38%</b>	

**Total Expenditures** **\$629,240**

### Summary

	2019-20 FALL BUDGET REPORT	
Total Revenues and Allocations To Budget	\$629,240	\$0
Total Expenditures	\$629,240	\$0
<b>Variance</b>	<b>\$0</b>	<b>\$0</b>

### Notes

\* - See the notes section for details about Line Item notes on this page

## Governance

### Revenue And Allocations To Budget Center

Certificated	2019-20 FALL BUDGET REPORT	
Total Certificated	\$339,433	
% of Revenue And Allocations To Budget Center	100%	

**Total Revenue And Allocations To Budget Center** **\$339,433**

### Expenditures

Uncertificated	2019-20 FALL BUDGET REPORT	
Total Uncertificated	\$202,905	
% of Expenditures	60%	

Expenses	2019-20 FALL BUDGET REPORT	
Casual Staff and Overtime	\$2,700	
Professional Development	\$21,000	
Travel and Meals	\$15,400	
Membership Dues	\$86,600	
Supplies	\$10,828	
<b>Total Expenses</b>	<b>\$136,528</b>	
<b>% of Expenditures</b>	<b>40%</b>	

**Total Expenditures** **\$339,433**

### Summary

	2019-20 FALL BUDGET REPORT	
Total Revenues and Allocations To Budget	\$339,433	\$0
Total Expenditures	\$339,433	\$0
<b>Variance</b>	<b>\$0</b>	<b>\$0</b>

### Notes

\* - See the notes section for details about Line Item notes on this page

## Holy Redeemer School

### Revenue And Allocations To Budget Center

Collaborative Response Allocation	2019-20 FALL BUDGET REPORT	
Collaborative Release Time		\$6,108
Collaborative days	26 days	
Substitute Teacher Rate	\$234.92	
Collaborative Response Coordinator Allocation to schools		\$50,355
Family Wellness Worker Allocation to schools		\$42,650
<b>Total Collaborative Response Allocation</b>		<b>\$99,113</b>
<b>% of Revenue And Allocations To Budget Center</b>		<b>5%</b>

School Allocations	2019-20 FALL BUDGET REPORT	
School Allocation		\$1,259,227
School Allocation Formula	\$1,259,227	
Transition Amount	\$0	
School Budget Surplus C/O Allocation		\$8,519
Early Learning Allocation		\$222,952
Early Learning Allocation	\$222,952	
Contingency Funding: 19-20 Fall Budget Adjustment		\$170,000
Technology/Basic Supplies Allocation		\$13,303
ECS Enrolment	18 students	
ECS Tech/Basic Supplies Rate	\$35	
Grade 10-12 Tech/Basic Supplies Rate	\$90	
Grade 1-3 Tech/Basic Supplies Rate	\$90	
Grade 4-6 Tech/Basic Supplies Rate	\$90	
Grade 7-9 Tech/Basic Supplies Rate	\$90	
Grades 1 to 3 Enrolment	52 students	
Grades 4 to 6 Enrolment	62 students	
Grades 7 to 9 Enrolment	34 students	
<b>Total School Allocations</b>		<b>\$1,674,001</b>
<b>% of Revenue And Allocations To Budget Center</b>		<b>91%</b>

Fees	2019-20 FALL BUDGET REPORT	
Fees for Optional Courses		\$8,434
Extracurricular Fees		\$30,161
Field Trip Fees		\$5,564
Other Fees		\$9,359
<b>Total Fees</b>		<b>\$53,518</b>
<b>% of Revenue And Allocations To Budget Center</b>		<b>3%</b>

Other School Generated Fund Revenues	2019-20 FALL BUDGET REPORT	
Fundraising Revenues		\$2,513
Donation Revenues		\$3,097
Other revenues		\$4,644
<b>Total Other School Generated Fund Revenues</b>		<b>\$10,254</b>
<b>% of Revenue And Allocations To Budget Center</b>		<b>1%</b>

\* - See the notes section for details about Line Item notes on this page

<b>Total Revenue And Allocations To Budget Center</b>	<b>\$1,836,886</b>
---	--------------------

<b>Expenditures</b>
---------------------

<b>Certificated</b>	<b>2019-20 FALL BUDGET REPORT</b>	
<b>Total Certificated</b>	<b>\$1,291,108</b>	
<b>% of Expenditures</b>	<b>70%</b>	

<b>Uncertificated</b>	<b>2019-20 FALL BUDGET REPORT</b>	
<b>Total Uncertificated</b>	<b>\$365,909</b>	
<b>% of Expenditures</b>	<b>20%</b>	

<b>Expenses</b>	<b>2019-20 FALL BUDGET REPORT</b>	
Certificated Sub Cost - School Paid PD and Collaboration	\$5,342	
Certificated Sub Costs - Collaborative Days	\$6,108	
Collaborative Release Time	\$6,108	
Certificated Substitute Cost - Illness and Personal	\$33,594	
Days per teacher for personal days	2.00 days/teacher	
Days per teacher school paid illness	9.00 days/teacher	
Substitute Teacher Rate	\$234.92	
Casual Staff and Overtime	\$6,000	
Professional Development	\$8,318	
Contracted Services	\$2,000	
Phones and Communications	\$2,000	
Public Engagement	\$4,000	
Travel and Meals	\$3,000	
Pupil Transportation	\$2,500	
Equipment Maintenance	\$6,000	
Printing and Copier Costs	\$7,000	
Supplies	\$19,151	
Permenant Books	\$4,000	
Software Purchase and Liscencing	\$2,000	
Furniture, Technology and Equipment Purchases	\$5,084	
<b>Total Expenses</b>	<b>\$116,097</b>	
<b>% of Expenditures</b>	<b>6%</b>	

<b>Transfers</b>	<b>2019-20 FALL BUDGET REPORT</b>	
------------------	-----------------------------------	--

\* - See the notes section for details about Line Item notes on this page

<b>Transfers</b>	<b>2019-20 FALL BUDGET REPORT</b>	
School Generated Funds	\$63,772	
Alternative Program Fees	\$0	
District Material Fees	\$0	
Donation Revenues	\$3,097	
ECS Fees	\$0	
Extracurricular Fees	\$30,161	
Fees for Optional Courses	\$8,434	
Field Trip Fees	\$5,564	
Fundraising Revenues	\$2,513	
Non Curricular travel	\$0	
Non-curricular goods and services	\$0	
Other Fees	\$9,359	
Other revenues	\$4,644	
Supervision Fees	\$0	
Technology User Fees	\$0	
<b>Total Transfers</b>	<b>\$63,772</b>	
<b>% of Expenditures</b>	<b>3%</b>	

<b>Total Expenditures</b>	<b>\$1,836,886</b>
---------------------------	--------------------

**Summary**

	<b>2019-20 FALL BUDGET REPORT</b>	
Total Revenues and Allocations To Budget	\$1,836,886	\$0
Total Expenditures	\$1,836,886	\$0
<b>Variance</b>	<b>\$0</b>	<b>\$0</b>

**Notes**

\* - See the notes section for details about Line Item notes on this page

## Holy Spirit School

### Revenue And Allocations To Budget Center

Collaborative Response Allocation	2019-20 FALL BUDGET REPORT	
Collaborative Release Time	\$9,397	
Collaborative days	40 days	
Substitute Teacher Rate	\$234.92	
Collaborative Response Coordinator Allocation to schools	\$52,691	
Family Wellness Worker Allocation to schools	\$42,650	
<b>Total Collaborative Response Allocation</b>	<b>\$104,738</b>	
<b>% of Revenue And Allocations To Budget Center</b>	<b>3%</b>	

School Allocations	2019-20 FALL BUDGET REPORT	
School Allocation	\$2,609,130	
School Allocation Formula	\$2,609,130	
Transition Amount	\$0	
School Budget Surplus C/O Allocation	\$77,965	
Early Learning Allocation	\$100,603	
Early Learning Allocation	\$100,603	
Contingency Funding: 19-20 Fall Budget Adjustment	(\$32,000)	
Technology/Basic Supplies Allocation	\$26,577	
ECS Enrolment	62 students	
ECS Tech/Basic Supplies Rate	\$35	
Grade 10-12 Tech/Basic Supplies Rate	\$90	
Grade 1-3 Tech/Basic Supplies Rate	\$90	
Grade 4-6 Tech/Basic Supplies Rate	\$90	
Grade 7-9 Tech/Basic Supplies Rate	\$90	
Grades 1 to 3 Enrolment	203 students	
Grades 4 to 6 Enrolment	92 students	
Grades 7 to 9 Enrolment	0 students	
<b>Total School Allocations</b>	<b>\$2,782,275</b>	
<b>% of Revenue And Allocations To Budget Center</b>	<b>90%</b>	

Fees	2019-20 FALL BUDGET REPORT	
Fees for Optional Courses	\$56,614	
ECS Fees	\$12,249	
Extracurricular Fees	\$6,130	
Field Trip Fees	\$60,644	
Other Fees	\$1,692	
<b>Total Fees</b>	<b>\$137,330</b>	
<b>% of Revenue And Allocations To Budget Center</b>	<b>4%</b>	

Other School Generated Fund Revenues	2019-20 FALL BUDGET REPORT	
Fundraising Revenues	\$36,105	
Other revenues	\$33,953	
<b>Total Other School Generated Fund Revenues</b>	<b>\$70,058</b>	
<b>% of Revenue And Allocations To Budget Center</b>	<b>2%</b>	

\* - See the notes section for details about Line Item notes on this page

<b>Total Revenue And Allocations To Budget Center</b>	<b>\$3,094,401</b>
---	--------------------

<b>Expenditures</b>
---------------------

<b>Certificated</b>	<b>2019-20 FALL BUDGET REPORT</b>
<b>Total Certificated</b>	<b>\$2,030,843</b>
<b>% of Expenditures</b>	<b>66%</b>

<b>Uncertificated</b>	<b>2019-20 FALL BUDGET REPORT</b>
<b>Total Uncertificated</b>	<b>\$692,541</b>
<b>% of Expenditures</b>	<b>22%</b>

<b>Expenses</b>	<b>2019-20 FALL BUDGET REPORT</b>
Certificated Sub Cost - School Paid PD and Collaboration	\$25,154
Certificated Sub Costs - Collaborative Days	\$9,397
Collaborative Release Time	\$9,397
Certificated Substitute Cost - Illness and Personal	\$32,231
Days per teacher for personal days	2.00 days/teacher
Days per teacher school paid illness	4.86 days/teacher
Substitute Teacher Rate	\$234.92
Noon Hour Supervision	\$1,750
Professional Development	\$8,000
Contracted Services	\$6,500
Phones and Communications	\$2,389
Public Engagement	\$1,500
Travel and Meals	\$4,000
Pupil Transportation	\$3,000
Equipment Maintenance	\$2,000
Technology Leasing Costs	\$6,400
Printing and Copier Costs	\$9,000
Supplies	\$32,467
Permenant Books	\$3,500
Software Purchase and Liscencing	\$7,500
Furniture, Technology and Equipment Purchases	\$8,500
<b>Total Expenses</b>	<b>\$163,288</b>
<b>% of Expenditures</b>	<b>5%</b>

<b>Transfers</b>	<b>2019-20 FALL BUDGET REPORT</b>
------------------	-----------------------------------

\* - See the notes section for details about Line Item notes on this page

<b>Transfers</b>	<b>2019-20 FALL BUDGET REPORT</b>	
School Generated Funds	\$207,388	
Alternative Program Fees	\$0	
District Material Fees	\$0	
Donation Revenues	\$0	
ECS Fees	\$12,249	
Extracurricular Fees	\$6,130	
Fees for Optional Courses	\$56,614	
Field Trip Fees	\$60,644	
Fundraising Revenues	\$36,105	
Non Curricular travel	\$0	
Non-curricular goods and services	\$0	
Other Fees	\$1,692	
Other revenues	\$33,953	
Supervision Fees	\$0	
Technology User Fees	\$0	
<b>Total Transfers</b>	<b>\$207,388</b>	
<b>% of Expenditures</b>	<b>7%</b>	

<b>Total Expenditures</b>	<b>\$3,094,059</b>
---------------------------	--------------------

**Summary**

	<b>2019-20 FALL BUDGET REPORT</b>	
Total Revenues and Allocations To Budget	\$3,094,401	\$0
Total Expenditures	\$3,094,059	\$0
<b>Variance</b>	<b>\$342</b>	<b>\$0</b>

**Notes**

\* - See the notes section for details about Line Item notes on this page



## Human Resources Services

### Revenue And Allocations To Budget Center

Certificated	2019-20 FALL BUDGET REPORT	
Total Certificated	\$410,531	
% of Revenue And Allocations To Budget Center	100%	

<b>Total Revenue And Allocations To Budget Center</b>	<b>\$410,531</b>
---	------------------

### Expenditures

Certificated	2019-20 FALL BUDGET REPORT	
Total Certificated	\$209,189	
% of Expenditures	51%	

Uncertificated	2019-20 FALL BUDGET REPORT	
Total Uncertificated	\$168,432	
% of Expenditures	41%	

Expenses	2019-20 FALL BUDGET REPORT	
Casual Staff and Overtime	\$4,165	
Professional Development	\$8,135	
Contracted Services	\$1,300	
Phones and Communications	\$1,250	
Public Engagement	\$10,560	
Travel and Meals	\$5,000	
Membership Dues	\$1,000	
Supplies	\$500	
Furniture, Technology and Equipment Purchases	\$1,000	
<b>Total Expenses</b>	<b>\$32,910</b>	
<b>% of Expenditures</b>	<b>8%</b>	

<b>Total Expenditures</b>	<b>\$410,531</b>
---------------------------	------------------

### Summary

	2019-20 FALL BUDGET REPORT	
Total Revenues and Allocations To Budget	\$410,531	\$0
Total Expenditures	\$410,531	\$0
<b>Variance</b>	<b>\$0</b>	<b>\$0</b>

### Notes

\* - See the notes section for details about Line Item notes on this page

## Inclusive Learning Services

### Revenue And Allocations To Budget Center

School Allocations	2019-20 FALL BUDGET REPORT	
Early Learning Allocation	\$925,499	
Early Learning Allocation	\$925,499	
<b>Total School Allocations</b>	<b>\$925,499</b>	
<b>% of Revenue And Allocations To Budget Center</b>	<b>50%</b>	

Alloc from Div Budget to Dept.	2019-20 FALL BUDGET REPORT	
Revenue Allocation from Division Budget	\$651,361	
<b>Total Alloc from Div Budget to Dept.</b>	<b>\$651,361</b>	
<b>% of Revenue And Allocations To Budget Center</b>	<b>35%</b>	

Other Revenue	2019-20 FALL BUDGET REPORT	
Other Sales and Service	\$265,842	
<b>Total Other Revenue</b>	<b>\$265,842</b>	
<b>% of Revenue And Allocations To Budget Center</b>	<b>14%</b>	

<b>Total Revenue And Allocations To Budget Center</b>	<b>\$1,842,702</b>
---	--------------------

### Expenditures

Certificated	2019-20 FALL BUDGET REPORT	
<b>Total Certificated</b>	<b>\$619,523</b>	
<b>% of Expenditures</b>	<b>35%</b>	

Uncertificated	2019-20 FALL BUDGET REPORT	
<b>Total Uncertificated</b>	<b>\$808,470</b>	
<b>% of Expenditures</b>	<b>46%</b>	

Expenses	2019-20 FALL BUDGET REPORT	
Certificated Sub Cost - School Paid PD and Collaboration	\$2,500	
Certificated Sub Costs	\$10,000	
Casual Staff and Overtime	\$21,913	
Professional Development	\$30,950	
Contracted Services	\$149,213	
Phones and Communications	\$6,864	
Travel and Meals	\$41,807	
Technology Leasing Costs	\$3,300	
Membership Dues	\$6,899	
Supplies	\$34,447	
Permenant Books	\$3,000	
Software Purchase and Liscencing	\$9,750	
Furniture, Technology and Equipment Purchases	\$17,800	
<b>Total Expenses</b>	<b>\$338,443</b>	
<b>% of Expenditures</b>	<b>19%</b>	

\* - See the notes section for details about Line Item notes on this page

<b>Total Expenditures</b>	<b>\$1,766,436</b>
---------------------------	--------------------

**Summary**

	2019-20 FALL BUDGET REPORT	
Total Revenues and Allocations To Budget	\$1,842,702	\$0
Total Expenditures	\$1,766,436	\$0
<b>Variance</b>	<b>\$76,267</b>	<b>\$0</b>

**Notes**

\* - See the notes section for details about Line Item notes on this page

## Jean Vanier School

### Revenue And Allocations To Budget Center

Collaborative Response Allocation	2019-20 FALL BUDGET REPORT	
Collaborative Release Time		\$7,048
Collaborative days	30 days	
Substitute Teacher Rate	\$234.92	
Collaborative Response Coordinator Allocation to schools		\$52,691
Family Wellness Worker Allocation to schools		\$42,650
<b>Total Collaborative Response Allocation</b>		<b>\$102,389</b>
<b>% of Revenue And Allocations To Budget Center</b>		<b>5%</b>

School Allocations	2019-20 FALL BUDGET REPORT	
APPLE Schools Allocation		\$1,094
School Allocation		\$1,995,430
School Allocation Formula	\$1,995,430	
Transition Amount	\$0	
School Budget Surplus C/O Allocation		(\$10,023)
Early Learning Allocation		\$34,881
Early Learning Allocation	\$34,881	
Contingency Funding: 19-20 Fall Budget Adjustment		(\$27,000)
Technology/Basic Supplies Allocation		\$19,646
ECS Enrolment	61 students	
ECS Tech/Basic Supplies Rate	\$35	
Grade 10-12 Tech/Basic Supplies Rate	\$90	
Grade 1-3 Tech/Basic Supplies Rate	\$90	
Grade 4-6 Tech/Basic Supplies Rate	\$90	
Grade 7-9 Tech/Basic Supplies Rate	\$90	
Grades 1 to 3 Enrolment	159 students	
Grades 4 to 6 Enrolment	59 students	
Grades 7 to 9 Enrolment	0 students	
<b>Total School Allocations</b>		<b>\$2,014,028</b>
<b>% of Revenue And Allocations To Budget Center</b>		<b>93%</b>

Fees	2019-20 FALL BUDGET REPORT	
Fees for Optional Courses		\$245
ECS Fees		\$5,890
Extracurricular Fees		\$2,842
Field Trip Fees		\$18,005
Other Fees		\$150
<b>Total Fees</b>		<b>\$27,131</b>
<b>% of Revenue And Allocations To Budget Center</b>		<b>1%</b>

Other School Generated Fund Revenues	2019-20 FALL BUDGET REPORT	
Fundraising Revenues		\$963
Donation Revenues		\$4,382
Other revenues		\$19,235
<b>Total Other School Generated Fund Revenues</b>		<b>\$24,580</b>

\* - See the notes section for details about Line Item notes on this page

<b>Other School Generated Fund Revenues</b>	<b>2019-20 FALL BUDGET REPORT</b>	
<b>% of Revenue And Allocations To Budget Center</b>		<b>1%</b>

<b>Total Revenue And Allocations To Budget Center</b>	<b>\$2,168,127</b>
---	--------------------

**Expenditures**

<b>Certificated</b>	<b>2019-20 FALL BUDGET REPORT</b>	
<b>Total Certificated</b>		<b>\$1,490,439</b>
<b>% of Expenditures</b>		<b>68%</b>

<b>Uncertificated</b>	<b>2019-20 FALL BUDGET REPORT</b>	
<b>Total Uncertificated</b>		<b>\$493,525</b>
<b>% of Expenditures</b>		<b>23%</b>

<b>Expenses</b>	<b>2019-20 FALL BUDGET REPORT</b>	
Certificated Sub Cost - School Paid PD and Collaboration		\$7,568
Certificated Sub Costs - Collaborative Days		\$7,048
Collaborative Release Time	\$7,048	
Certificated Substitute Cost - Illness and Personal		\$31,714
Days per teacher for personal days	2.00 days/teacher	
Days per teacher school paid illness	7.00 days/teacher	
Substitute Teacher Rate	\$234.92	
Casual Staff and Overtime		\$13,587
Professional Development		\$15,500
Phones and Communications		\$2,000
Travel and Meals		\$3,000
Pupil Transportation		\$2,488
Equipment Maintenance		\$3,000
Technology Leasing Costs		\$5,007
Printing and Copier Costs		\$6,500
Membership Dues		\$2,365
Supplies		\$28,400
Permenant Books		\$2,605
Software Purchase and Liscencing		\$4,043
Furniture, Technology and Equipment Purchases		\$6,626
<b>Total Expenses</b>		<b>\$141,451</b>
<b>% of Expenditures</b>		<b>6%</b>

<b>Transfers</b>	<b>2019-20 FALL BUDGET REPORT</b>	
------------------	-----------------------------------	--

\* - See the notes section for details about Line Item notes on this page

<b>Transfers</b>	<b>2019-20 FALL BUDGET REPORT</b>	
School Generated Funds	\$51,711	
Alternative Program Fees	\$0	
District Material Fees	\$0	
Donation Revenues	\$4,382	
ECS Fees	\$5,890	
Extracurricular Fees	\$2,842	
Fees for Optional Courses	\$245	
Field Trip Fees	\$18,005	
Fundraising Revenues	\$963	
Non Curricular travel	\$0	
Non-curricular goods and services	\$0	
Other Fees	\$150	
Other revenues	\$19,235	
Supervision Fees	\$0	
Technology User Fees	\$0	
<b>Total Transfers</b>	<b>\$51,711</b>	
<b>% of Expenditures</b>	<b>2%</b>	

<b>Total Expenditures</b>	<b>\$2,177,127</b>
---------------------------	--------------------

**Summary**

	<b>2019-20 FALL BUDGET REPORT</b>	
Total Revenues and Allocations To Budget	\$2,168,127	\$0
Total Expenditures	\$2,177,127	\$0
<b>Variance</b>	<b>(\$9,000)</b>	<b>\$0</b>

**Notes**

\* - See the notes section for details about Line Item notes on this page

## Madonna School

### Revenue And Allocations To Budget Center

Collaborative Response Allocation	2019-20 FALL BUDGET REPORT	
Collaborative Release Time		\$6,343
Collaborative days	27 days	
Substitute Teacher Rate	\$234.92	
Collaborative Response Coordinator Allocation to schools		\$52,691
ELL Lead Allocation to Schools		\$15,000
Family Wellness Worker Allocation to schools		\$42,650
<b>Total Collaborative Response Allocation</b>		<b>\$116,684</b>
<b>% of Revenue And Allocations To Budget Center</b>		<b>6%</b>

School Allocations	2019-20 FALL BUDGET REPORT	
APPLE Schools Allocation		\$1,000
School Allocation		\$1,181,435
School Allocation Formula	\$1,181,435	
Transition Amount	\$0	
School Budget Surplus C/O Allocation		(\$16,682)
Early Learning Allocation		\$622,520
Early Learning Allocation	\$622,520	
Contingency Funding: 19-20 Fall Budget Adjustment		(\$44,000)
Technology/Basic Supplies Allocation		\$12,238
ECS Enrolment	33 students	
ECS Tech/Basic Supplies Rate	\$35	
Grade 10-12 Tech/Basic Supplies Rate	\$90	
Grade 1-3 Tech/Basic Supplies Rate	\$90	
Grade 4-6 Tech/Basic Supplies Rate	\$90	
Grade 7-9 Tech/Basic Supplies Rate	\$90	
Grades 1 to 3 Enrolment	92 students	
Grades 4 to 6 Enrolment	44 students	
Grades 7 to 9 Enrolment	0 students	
<b>Total School Allocations</b>		<b>\$1,756,511</b>
<b>% of Revenue And Allocations To Budget Center</b>		<b>91%</b>

Fees	2019-20 FALL BUDGET REPORT	
Fees for Optional Courses		\$1,298
ECS Fees		\$3,855
Extracurricular Fees		\$12,809
Field Trip Fees		\$17,361
<b>Total Fees</b>		<b>\$35,323</b>
<b>% of Revenue And Allocations To Budget Center</b>		<b>2%</b>

Other School Generated Fund Revenues	2019-20 FALL BUDGET REPORT	
Fundraising Revenues		\$2,097
Donation Revenues		\$4,321
Other revenues		\$13,365
<b>Total Other School Generated Fund Revenues</b>		<b>\$19,784</b>

\* - See the notes section for details about Line Item notes on this page

<b>Other School Generated Fund Revenues</b>	<b>2019-20 FALL BUDGET REPORT</b>	
<b>% of Revenue And Allocations To Budget Center</b>		<b>1%</b>

<b>Total Revenue And Allocations To Budget Center</b>	<b>\$1,928,301</b>
---	--------------------

**Expenditures**

<b>Certificated</b>	<b>2019-20 FALL BUDGET REPORT</b>	
<b>Total Certificated</b>		<b>\$1,269,119</b>
<b>% of Expenditures</b>		<b>66%</b>

<b>Uncertificated</b>	<b>2019-20 FALL BUDGET REPORT</b>	
<b>Total Uncertificated</b>		<b>\$481,000</b>
<b>% of Expenditures</b>		<b>25%</b>

<b>Expenses</b>	<b>2019-20 FALL BUDGET REPORT</b>	
Certificated Sub Cost - School Paid PD and Collaboration		\$13,579
Certificated Sub Costs - Collaborative Days		\$6,343
Collaborative Release Time	\$6,343	
Certificated Substitute Cost - Illness and Personal		\$19,029
Days per teacher for personal days	3.00 days/teacher	
Days per teacher school paid illness	6.00 days/teacher	
Substitute Teacher Rate	\$234.92	
Casual Staff and Overtime		\$4,658
Professional Development		\$2,234
Contracted Services		\$10,311
Phones and Communications		\$3,000
Public Engagement		\$2,500
Travel and Meals		\$2,500
Pupil Transportation		\$1,500
Equipment Maintenance		\$4,000
Printing and Copier Costs		\$3,500
Facility Rental		\$500
Membership Dues		\$1,500
Supplies		\$35,855
Permenant Books		\$15,547
Software Purchase and Liscencing		\$2,200
Furniture, Technology and Equipment Purchases		\$1,000
Reserves		(\$6,679)
<b>Total Expenses</b>		<b>\$123,076</b>
<b>% of Expenditures</b>		<b>6%</b>

<b>Transfers</b>	<b>2019-20 FALL BUDGET REPORT</b>	
------------------	-----------------------------------	--

\* - See the notes section for details about Line Item notes on this page



<b>Transfers</b>	<b>2019-20 FALL BUDGET REPORT</b>	
School Generated Funds	\$55,107	
Alternative Program Fees	\$0	
District Material Fees	\$0	
Donation Revenues	\$4,321	
ECS Fees	\$3,855	
Extracurricular Fees	\$12,809	
Fees for Optional Courses	\$1,298	
Field Trip Fees	\$17,361	
Fundraising Revenues	\$2,097	
Non Curricular travel	\$0	
Non-curricular goods and services	\$0	
Other Fees	\$0	
Other revenues	\$13,365	
Supervision Fees	\$0	
Technology User Fees	\$0	
<b>Total Transfers</b>	<b>\$55,107</b>	
<b>% of Expenditures</b>	<b>3%</b>	

<b>Total Expenditures</b>	<b>\$1,928,301</b>
---------------------------	--------------------

**Summary**

	<b>2019-20 FALL BUDGET REPORT</b>	
Total Revenues and Allocations To Budget	\$1,928,301	\$0
Total Expenditures	\$1,928,301	\$0
<b>Variance</b>	<b>\$0</b>	<b>\$0</b>

**Notes**

\* - See the notes section for details about Line Item notes on this page

## Maintenance

### Revenue And Allocations To Budget Center

Alloc from Div Budget to Dept.	2019-20 FALL BUDGET REPORT	
Maintenance Allocation		\$3,137,067
Maintenance Allocation Factor	\$3,137,067.00	
<b>Total Alloc from Div Budget to Dept.</b>		<b>\$3,137,067</b>
<b>% of Revenue And Allocations To Budget Center</b>		<b>94%</b>

Other Revenue	2019-20 FALL BUDGET REPORT	
Facility Rentals		\$200,000
<b>Total Other Revenue</b>		<b>\$200,000</b>
<b>% of Revenue And Allocations To Budget Center</b>		<b>6%</b>

**Total Revenue And Allocations To Budget Center** **\$3,337,067**

### Expenditures

Uncertificated	2019-20 FALL BUDGET REPORT	
<b>Total Uncertificated</b>		<b>\$915,550</b>
<b>% of Expenditures</b>		<b>25%</b>

Expenses	2019-20 FALL BUDGET REPORT	
Internal IMR Chargeback		(\$305,386)
Casual Staff and Overtime		\$30,000
Professional Development		\$7,500
Contracted Services		\$73,884
Phones and Communications		\$20,000
Public Engagement		\$500
Natural Gas		\$399,000
Power		\$696,234
Water and Sewage		\$114,000
Garbage Disposal		\$60,000
Travel and Meals		\$5,000
Cost Recovery		\$280,967
General Sublets and Maintenance		\$79,676
Grounds Maintenance		\$20,000
Parking Lot Maintenance		\$230,000
Plumbing Maintenance		\$6,000
Heating Maintenance		\$10,000
Electrical Maintenance		\$35,000
Structural Maintenance		\$3,000
Equipment Maintenance		\$17,500
Printing and Copier Costs		\$600
Membership Dues		\$4,000
Insurance		\$790,000
Fuel		\$30,000
Supplies		\$84,165

\* - See the notes section for details about Line Item notes on this page

<b>Expenses</b>	<b>2019-20 FALL BUDGET REPORT</b>	
Software Purchase and Liscencing	\$9,464	
Furniture, Technology and Equipment Purchases	\$5,000	
<b>Total Expenses</b>	<b>\$2,706,104</b>	
<b>% of Expenditures</b>	<b>75%</b>	

<b>Transfers</b>	<b>2019-20 FALL BUDGET REPORT</b>	
Transfers to other sites	(\$30,000)	
<b>Total Transfers</b>	<b>(\$30,000)</b>	
<b>% of Expenditures</b>	<b>-1%</b>	

<b>Total Expenditures</b>	<b>\$3,591,654</b>
---------------------------	--------------------

**Summary**

	<b>2019-20 FALL BUDGET REPORT</b>	
Total Revenues and Allocations To Budget	\$3,337,067	\$0
Total Expenditures	\$3,591,654	\$0
<b>Variance</b>	<b>(\$254,587)</b>	<b>\$0</b>

**Notes**

\* - See the notes section for details about Line Item notes on this page

## Office of the Superintendent

### Revenue And Allocations To Budget Center

Certificated	2019-20 FALL BUDGET REPORT	
Total Certificated	\$521,008	
% of Revenue And Allocations To Budget Center	100%	

<b>Total Revenue And Allocations To Budget Center</b>	<b>\$521,008</b>
---	------------------

### Expenditures

Certificated	2019-20 FALL BUDGET REPORT	
Total Certificated	\$248,991	
% of Expenditures	48%	

Uncertificated	2019-20 FALL BUDGET REPORT	
Total Uncertificated	\$194,416	
% of Expenditures	37%	

Expenses	2019-20 FALL BUDGET REPORT	
Professional Development	\$10,000	
Phones and Communications	\$800	
Public Engagement	\$45,500	
Travel and Meals	\$15,000	
Membership Dues	\$5,000	
Supplies	\$1,000	
Software Purchase and Liscencing	\$300	
<b>Total Expenses</b>	<b>\$77,600</b>	
<b>% of Expenditures</b>	<b>15%</b>	

<b>Total Expenditures</b>	<b>\$521,008</b>
---------------------------	------------------

### Summary

	2019-20 FALL BUDGET REPORT	
Total Revenues and Allocations To Budget	\$521,008	\$0
Total Expenditures	\$521,008	\$0
<b>Variance</b>	<b>\$0</b>	<b>\$0</b>

### Notes

\* - See the notes section for details about Line Item notes on this page

## Our Lady of Angels School

### Revenue And Allocations To Budget Center

Collaborative Response Allocation	2019-20 FALL BUDGET REPORT	
Collaborative Release Time		\$4,698
Collaborative days	20 days	
Substitute Teacher Rate	\$234.92	
Collaborative Response Coordinator Allocation to schools		\$50,355
Family Wellness Worker Allocation to schools		\$42,650
<b>Total Collaborative Response Allocation</b>		<b>\$97,703</b>
<b>% of Revenue And Allocations To Budget Center</b>		<b>6%</b>

School Allocations	2019-20 FALL BUDGET REPORT	
School Allocation		\$1,182,736
School Allocation Formula	\$1,182,736	
Transition Amount	\$0	
School Budget Surplus C/O Allocation		\$1,296
Early Learning Allocation		\$187,251
Early Learning Allocation	\$187,251	
Contingency Funding: 19-20 Fall Budget Adjustment		(\$18,000)
Technology/Basic Supplies Allocation		\$11,871
ECS Enrolment	26 students	
ECS Tech/Basic Supplies Rate	\$35	
Grade 10-12 Tech/Basic Supplies Rate	\$90	
Grade 1-3 Tech/Basic Supplies Rate	\$90	
Grade 4-6 Tech/Basic Supplies Rate	\$90	
Grade 7-9 Tech/Basic Supplies Rate	\$90	
Grades 1 to 3 Enrolment	105 students	
Grades 4 to 6 Enrolment	27 students	
Grades 7 to 9 Enrolment	0 students	
<b>Total School Allocations</b>		<b>\$1,365,154</b>
<b>% of Revenue And Allocations To Budget Center</b>		<b>89%</b>

Fees	2019-20 FALL BUDGET REPORT	
Fees for Optional Courses		\$1,200
ECS Fees		\$1,200
Extracurricular Fees		\$750
Field Trip Fees		\$18,500
Other Fees		\$2,250
<b>Total Fees</b>		<b>\$23,900</b>
<b>% of Revenue And Allocations To Budget Center</b>		<b>2%</b>

Other School Generated Fund Revenues	2019-20 FALL BUDGET REPORT	
Fundraising Revenues		\$16,400
Donation Revenues		\$1,720
Other revenues		\$25,000
<b>Total Other School Generated Fund Revenues</b>		<b>\$43,120</b>
<b>% of Revenue And Allocations To Budget Center</b>		<b>3%</b>

\* - See the notes section for details about Line Item notes on this page

<b>Total Revenue And Allocations To Budget Center</b>	<b>\$1,529,877</b>
---	--------------------

**Expenditures**

<b>Certificated</b>	<b>2019-20 FALL BUDGET REPORT</b>
<b>Total Certificated</b>	<b>\$1,043,674</b>
<b>% of Expenditures</b>	<b>68%</b>

<b>Uncertificated</b>	<b>2019-20 FALL BUDGET REPORT</b>
<b>Total Uncertificated</b>	<b>\$352,481</b>
<b>% of Expenditures</b>	<b>23%</b>

<b>Expenses</b>	<b>2019-20 FALL BUDGET REPORT</b>
Certificated Sub Cost - School Paid PD and Collaboration	\$6,678
Certificated Sub Costs - Collaborative Days	\$4,698
Collaborative Release Time	\$4,698
Certificated Substitute Cost - Illness and Personal	\$18,324
Days per teacher for personal days	1.80 days/teacher
Days per teacher school paid illness	6.00 days/teacher
Substitute Teacher Rate	\$234.92
Casual Staff and Overtime	\$4,500
Professional Development	\$7,500
Contracted Services	\$500
Phones and Communications	\$600
Public Engagement	\$1,501
Travel and Meals	\$400
Pupil Transportation	\$750
Equipment Maintenance	\$4,000
Printing and Copier Costs	\$7,000
Supplies	\$16,723
Permenant Books	\$1,000
Software Purchase and Liscencing	\$1,500
Furniture, Technology and Equipment Purchases	\$9,967
Reserves	(\$14,172)
<b>Total Expenses</b>	<b>\$71,469</b>
<b>% of Expenditures</b>	<b>5%</b>

<b>Transfers</b>	<b>2019-20 FALL BUDGET REPORT</b>
------------------	-----------------------------------

\* - See the notes section for details about Line Item notes on this page

<b>Transfers</b>	<b>2019-20 FALL BUDGET REPORT</b>	
School Generated Funds	\$67,020	
Alternative Program Fees	\$0	
District Material Fees	\$0	
Donation Revenues	\$1,720	
ECS Fees	\$1,200	
Extracurricular Fees	\$750	
Fees for Optional Courses	\$1,200	
Field Trip Fees	\$18,500	
Fundraising Revenues	\$16,400	
Non Curricular travel	\$0	
Non-curricular goods and services	\$0	
Other Fees	\$2,250	
Other revenues	\$25,000	
Supervision Fees	\$0	
Technology User Fees	\$0	
<b>Total Transfers</b>	<b>\$67,020</b>	
<b>% of Expenditures</b>	<b>4%</b>	

<b>Total Expenditures</b>	<b>\$1,534,644</b>
---------------------------	--------------------

**Summary**

	<b>2019-20 FALL BUDGET REPORT</b>	
Total Revenues and Allocations To Budget	\$1,529,877	\$0
Total Expenditures	\$1,534,644	\$0
<b>Variance</b>	<b>(\$4,767)</b>	<b>\$0</b>

**Notes**

\* - See the notes section for details about Line Item notes on this page

## Our Lady Of Mount Pleasant School

### Revenue And Allocations To Budget Center

Collaborative Response Allocation	2019-20 FALL BUDGET REPORT	
Collaborative Release Time		\$6,108
Collaborative days	26 days	
Substitute Teacher Rate	\$234.92	
Collaborative Response Coordinator Allocation to schools		\$52,691
ELL Lead Allocation to Schools		\$30,000
Family Wellness Worker Allocation to schools		\$42,650
<b>Total Collaborative Response Allocation</b>		<b>\$131,449</b>
<b>% of Revenue And Allocations To Budget Center</b>		<b>4%</b>

School Allocations	2019-20 FALL BUDGET REPORT	
School Allocation		\$3,035,080
School Allocation Formula	\$3,035,080	
Transition Amount	\$0	
School Budget Surplus C/O Allocation		(\$72,000)
Contingency Funding: 19-20 Fall Budget Adjustment		(\$28,000)
Small high school teacher allocation		\$101,407
Certificated Benefit Rate	12.83 %	
Teacher Average Salary	89,876 \$80221	
Technology/Basic Supplies Allocation		\$47,665
ECS Tech/Basic Supplies Rate	\$35	
Grade 10-12 Tech/Basic Supplies Rate	\$90	
Grade 1-3 Tech/Basic Supplies Rate	\$90	
Grade 4-6 Tech/Basic Supplies Rate	\$90	
Grade 7-9 Tech/Basic Supplies Rate	\$90	
Grades 4 to 6 Enrolment	171 students	
Grades 7 to 9 Enrolment	212 students	
Senior High Enrolment	147 students	
<b>Total School Allocations</b>		<b>\$3,084,152</b>
<b>% of Revenue And Allocations To Budget Center</b>		<b>91%</b>

Fees	2019-20 FALL BUDGET REPORT	
Fees for Optional Courses		\$42,526
Extracurricular Fees		\$36,938
Field Trip Fees		\$6,430
Other Fees		\$1,617
<b>Total Fees</b>		<b>\$87,510</b>
<b>% of Revenue And Allocations To Budget Center</b>		<b>3%</b>

Other School Generated Fund Revenues	2019-20 FALL BUDGET REPORT	
Fundraising Revenues		\$39,938
Other revenues		\$57,317
<b>Total Other School Generated Fund Revenues</b>		<b>\$97,255</b>
<b>% of Revenue And Allocations To Budget Center</b>		<b>3%</b>

\* - See the notes section for details about Line Item notes on this page



<b>Total Revenue And Allocations To Budget Center</b>	<b>\$3,400,367</b>
---	--------------------

<b>Expenditures</b>
---------------------

<b>Certificated</b>	<b>2019-20 FALL BUDGET REPORT</b>
<b>Total Certificated</b>	<b>\$2,667,282</b>
<b>% of Expenditures</b>	<b>78%</b>

<b>Uncertificated</b>	<b>2019-20 FALL BUDGET REPORT</b>
<b>Total Uncertificated</b>	<b>\$413,528</b>
<b>% of Expenditures</b>	<b>12%</b>

<b>Expenses</b>	<b>2019-20 FALL BUDGET REPORT</b>
Certificated Sub Cost - School Paid PD and Collaboration	\$8,904
Certificated Sub Costs - Collaborative Days	\$6,108
Collaborative Release Time	\$6,108
Certificated Substitute Cost - Illness and Personal	\$40,984
Days per teacher for personal days	2.00 days/teacher
Days per teacher school paid illness	4.71 days/teacher
Substitute Teacher Rate	\$234.92
Casual Staff and Overtime	\$5,000
Professional Development	\$4,500
Contracted Services	\$12,000
Phones and Communications	\$3,400
Public Engagement	\$3,000
Travel and Meals	\$7,000
Pupil Transportation	\$1,500
Technology Leasing Costs	\$283
Printing and Copier Costs	\$7,500
Facility Rental	\$1,100
Membership Dues	\$2,508
Supplies	\$29,117
Permenant Books	\$2,560
Software Purchase and Liscencing	\$6,252
Furniture, Technology and Equipment Purchases	\$2,966
<b>Total Expenses</b>	<b>\$144,682</b>
<b>% of Expenditures</b>	<b>4%</b>

<b>Transfers</b>	<b>2019-20 FALL BUDGET REPORT</b>
------------------	-----------------------------------

\* - See the notes section for details about Line Item notes on this page

<b>Transfers</b>	<b>2019-20 FALL BUDGET REPORT</b>	
School Generated Funds	\$184,765	
Alternative Program Fees	\$0	
District Material Fees	\$0	
Donation Revenues	\$0	
ECS Fees	\$0	
Extracurricular Fees	\$36,938	
Fees for Optional Courses	\$42,526	
Field Trip Fees	\$6,430	
Fundraising Revenues	\$39,938	
Non Curricular travel	\$0	
Non-curricular goods and services	\$0	
Other Fees	\$1,617	
Other revenues	\$57,317	
Supervision Fees	\$0	
Technology User Fees	\$0	
<b>Total Transfers</b>	<b>\$184,765</b>	
<b>% of Expenditures</b>	<b>5%</b>	

<b>Total Expenditures</b>	<b>\$3,410,258</b>
---------------------------	--------------------

**Summary**

	<b>2019-20 FALL BUDGET REPORT</b>	
Total Revenues and Allocations To Budget	\$3,400,367	\$0
Total Expenditures	\$3,410,258	\$0
<b>Variance</b>	<b>(\$9,891)</b>	<b>\$0</b>

**Notes**

\* - See the notes section for details about Line Item notes on this page

## Our Lady of Perpetual Help School

### Revenue And Allocations To Budget Center

Collaborative Response Allocation	2019-20 FALL BUDGET REPORT	
Collaborative Release Time		\$8,457
Collaborative days	36 days	
Substitute Teacher Rate	\$234.92	
Collaborative Response Coordinator Allocation to schools		\$52,691
ELL Lead Allocation to Schools		\$15,000
Family Wellness Worker Allocation to schools		\$42,650
<b>Total Collaborative Response Allocation</b>		<b>\$118,798</b>
<b>% of Revenue And Allocations To Budget Center</b>		<b>5%</b>

School Allocations	2019-20 FALL BUDGET REPORT	
School Allocation		\$2,179,948
School Allocation Formula	\$2,179,948	
Transition Amount	\$0	
School Budget Surplus C/O Allocation		\$53,388
Contingency Funding: 19-20 Fall Budget Adjustment		(\$65,000)
Technology/Basic Supplies Allocation		\$32,815
ECS Tech/Basic Supplies Rate	\$35	
Grade 10-12 Tech/Basic Supplies Rate	\$90	
Grade 1-3 Tech/Basic Supplies Rate	\$90	
Grade 4-6 Tech/Basic Supplies Rate	\$90	
Grade 7-9 Tech/Basic Supplies Rate	\$90	
Grades 1 to 3 Enrolment	0 students	
Grades 4 to 6 Enrolment	200 students	
Grades 7 to 9 Enrolment	165 students	
<b>Total School Allocations</b>		<b>\$2,201,151</b>
<b>% of Revenue And Allocations To Budget Center</b>		<b>91%</b>

Fees	2019-20 FALL BUDGET REPORT	
Fees for Optional Courses		\$26,618
Extracurricular Fees		\$21,338
Field Trip Fees		\$21,699
Other Fees		\$65
<b>Total Fees</b>		<b>\$69,720</b>
<b>% of Revenue And Allocations To Budget Center</b>		<b>3%</b>

Other School Generated Fund Revenues	2019-20 FALL BUDGET REPORT	
Fundraising Revenues		\$63
Donation Revenues		\$6,861
Other revenues		\$32,449
<b>Total Other School Generated Fund Revenues</b>		<b>\$39,373</b>
<b>% of Revenue And Allocations To Budget Center</b>		<b>2%</b>

<b>Total Revenue And Allocations To Budget Center</b>	<b>\$2,429,042</b>
---	--------------------

\* - See the notes section for details about Line Item notes on this page

**Expenditures**

<b>Certificated</b>	<b>2019-20 FALL BUDGET REPORT</b>	
<b>Total Certificated</b>	<b>\$1,863,899</b>	
<b>% of Expenditures</b>	<b>77%</b>	

<b>Uncertificated</b>	<b>2019-20 FALL BUDGET REPORT</b>	
<b>Total Uncertificated</b>	<b>\$275,192</b>	
<b>% of Expenditures</b>	<b>11%</b>	

<b>Expenses</b>	<b>2019-20 FALL BUDGET REPORT</b>	
Certificated Sub Cost - School Paid PD and Collaboration	\$20,034	
Certificated Sub Costs - Collaborative Days	\$8,457	
Collaborative Release Time	\$8,457	
Certificated Substitute Cost - Illness and Personal	\$33,828	
Days per teacher for personal days	2.00 days/teacher	
Days per teacher school paid illness	6.00 days/teacher	
Substitute Teacher Rate	\$234.92	
Casual Staff and Overtime	\$2,000	
Professional Development	\$8,500	
Phones and Communications	\$2,000	
Public Engagement	\$8,000	
Travel and Meals	\$9,000	
Pupil Transportation	\$6,000	
Equipment Maintenance	\$2,000	
Printing and Copier Costs	\$7,000	
Facility Rental	\$2,000	
Membership Dues	\$3,000	
Supplies	\$25,038	
Permenant Books	\$2,000	
Software Purchase and Liscencing	\$1,000	
Furniture, Technology and Equipment Purchases	\$3,000	
Reserves	\$38,000	
<b>Total Expenses</b>	<b>\$180,858</b>	
<b>% of Expenditures</b>	<b>7%</b>	

**Transfers**

2019-20 FALL BUDGET REPORT

\* - See the notes section for details about Line Item notes on this page

<b>Transfers</b>	<b>2019-20 FALL BUDGET REPORT</b>	
School Generated Funds	\$109,093	
Alternative Program Fees	\$0	
District Material Fees	\$0	
Donation Revenues	\$6,861	
ECS Fees	\$0	
Extracurricular Fees	\$21,338	
Fees for Optional Courses	\$26,618	
Field Trip Fees	\$21,699	
Fundraising Revenues	\$63	
Non Curricular travel	\$0	
Non-curricular goods and services	\$0	
Other Fees	\$65	
Other revenues	\$32,449	
Supervision Fees	\$0	
Technology User Fees	\$0	
<b>Total Transfers</b>	<b>\$109,093</b>	
<b>% of Expenditures</b>	<b>4%</b>	

<b>Total Expenditures</b>	<b>\$2,429,042</b>
---------------------------	--------------------

**Summary**

	<b>2019-20 FALL BUDGET REPORT</b>	
Total Revenues and Allocations To Budget	\$2,429,042	\$0
Total Expenditures	\$2,429,042	\$0
<b>Variance</b>	<b>\$1</b>	<b>\$0</b>

**Notes**

\* - See the notes section for details about Line Item notes on this page

## St. Andre Bessette Catholic School

### Revenue And Allocations To Budget Center

Collaborative Response Allocation	2019-20 FALL BUDGET REPORT	
Collaborative Release Time		\$8,457
Collaborative days	36 days	
Substitute Teacher Rate	\$234.92	
Collaborative Response Coordinator Allocation to schools		\$80,568
ELL Lead Allocation to Schools		\$15,000
Family Wellness Worker Allocation to schools		\$92,650
<b>Total Collaborative Response Allocation</b>		<b>\$196,675</b>
<b>% of Revenue And Allocations To Budget Center</b>		<b>6%</b>

School Allocations	2019-20 FALL BUDGET REPORT	
School Allocation		\$2,793,777
School Allocation Formula	\$2,793,777	
Transition Amount	\$0	
School Budget Surplus C/O Allocation		\$61,954
International Student Allocation		\$8,100
International Student Allocation Rate	\$8,100	
International Students Enrolment	1.0 students	
Contingency Funding: 19-20 Fall Budget Adjustment		(\$54,000)
Technology/Basic Supplies Allocation		\$43,795
ECS Tech/Basic Supplies Rate	\$35	
Grade 10-12 Tech/Basic Supplies Rate	\$90	
Grade 1-3 Tech/Basic Supplies Rate	\$90	
Grade 4-6 Tech/Basic Supplies Rate	\$90	
Grade 7-9 Tech/Basic Supplies Rate	\$90	
Grades 7 to 9 Enrolment	113 students	
Senior High Enrolment	374 students	
<b>Total School Allocations</b>		<b>\$2,853,626</b>
<b>% of Revenue And Allocations To Budget Center</b>		<b>86%</b>

Fees	2019-20 FALL BUDGET REPORT	
Fees for Optional Courses		\$69,925
Extracurricular Fees		\$70,929
Field Trip Fees		\$13,790
Other Fees		\$1,008
Non Curricular travel		\$19,262
Non-curricular goods and services		\$2,459
<b>Total Fees</b>		<b>\$177,373</b>
<b>% of Revenue And Allocations To Budget Center</b>		<b>5%</b>

Other School Generated Fund Revenues	2019-20 FALL BUDGET REPORT	
Fundraising Revenues		\$3,925
Donation Revenues		\$6,110
Other revenues		\$97,132
<b>Total Other School Generated Fund Revenues</b>		<b>\$107,167</b>

\* - See the notes section for details about Line Item notes on this page

<b>Other School Generated Fund Revenues</b>	<b>2019-20 FALL BUDGET REPORT</b>	
<b>% of Revenue And Allocations To Budget Center</b>		<b>3%</b>

<b>Total Revenue And Allocations To Budget Center</b>	<b>\$3,334,841</b>
---	--------------------

**Expenditures**

<b>Certificated</b>	<b>2019-20 FALL BUDGET REPORT</b>	
<b>Total Certificated</b>		<b>\$2,438,827</b>
<b>% of Expenditures</b>		<b>73%</b>

<b>Uncertificated</b>	<b>2019-20 FALL BUDGET REPORT</b>	
<b>Total Uncertificated</b>		<b>\$385,024</b>
<b>% of Expenditures</b>		<b>12%</b>

<b>Expenses</b>	<b>2019-20 FALL BUDGET REPORT</b>	
Certificated Sub Cost - School Paid PD and Collaboration		\$32,402
Certificated Sub Costs - Collaborative Days		\$8,457
Collaborative Release Time	\$8,457	
Certificated Substitute Cost - Illness and Personal		\$33,828
Days per teacher for personal days	2.00 days/teacher	
Days per teacher school paid illness	4.00 days/teacher	
Substitute Teacher Rate	\$234.92	
Casual Staff and Overtime		\$10,000
Professional Development		\$22,200
Contracted Services		\$5,850
Phones and Communications		\$2,000
Public Engagement		\$6,000
Travel and Meals		\$2,000
Pupil Transportation		\$500
Equipment Maintenance		\$1,000
Printing and Copier Costs		\$15,000
Supplies		\$50,211
Permenant Books		\$4,000
Software Purchase and Liscencing		\$2,000
Furniture, Technology and Equipment Purchases		\$31,000
<b>Total Expenses</b>		<b>\$226,449</b>
<b>% of Expenditures</b>		<b>7%</b>

<b>Transfers</b>	<b>2019-20 FALL BUDGET REPORT</b>	
------------------	-----------------------------------	--

\* - See the notes section for details about Line Item notes on this page

<b>Transfers</b>	<b>2019-20 FALL BUDGET REPORT</b>	
School Generated Funds	\$284,540	
Alternative Program Fees	\$0	
Donation Revenues	\$6,110	
Extracurricular Fees	\$70,929	
Fees for Optional Courses	\$69,925	
Field Trip Fees	\$13,790	
Fundraising Revenues	\$3,925	
Non Curricular travel	\$19,262	
Non-curricular goods and services	\$2,459	
Other Fees	\$1,008	
Other revenues	\$97,132	
Technology User Fees	\$0	
<b>Total Transfers</b>	<b>\$284,540</b>	
<b>% of Expenditures</b>	<b>9%</b>	

<b>Total Expenditures</b>	<b>\$3,334,840</b>
---------------------------	--------------------

**Summary**

	<b>2019-20 FALL BUDGET REPORT</b>	
Total Revenues and Allocations To Budget	\$3,334,841	\$0
Total Expenditures	\$3,334,840	\$0
<b>Variance</b>	<b>\$0</b>	<b>\$0</b>

**Notes**

\* - See the notes section for details about Line Item notes on this page



## St. Isidore Learning Centre

### Revenue And Allocations To Budget Center

School Allocations	2019-20 FALL BUDGET REPORT	
Alternative Program Allocation	\$457,164	
Home Education Allocation	\$1,843,839	
Home Education Enrolments (600)	1,174 students	
Home Education Grant Rate	\$1,671	
HS Shared Responsibility Enrollments (610)	0 stud	
K-9 Shared Responsibility Enrollments (610)	0 stud	
School Budget Surplus C/O Allocation	(\$79,981)	
Summer School Allocation	\$293,909	
Term 4 CEUs	2,200 Ceu	
Tier 1 CEU rate	\$190.85	
<b>Total School Allocations</b>	<b>\$2,514,931</b>	
<b>% of Revenue And Allocations To Budget Center</b>	<b>98%</b>	

Fees	2019-20 FALL BUDGET REPORT	
Fees for Optional Courses	\$42,703	
<b>Total Fees</b>	<b>\$42,703</b>	
<b>% of Revenue And Allocations To Budget Center</b>	<b>2%</b>	

**Total Revenue And Allocations To Budget Center** **\$2,557,634**

### Expenditures

Certificated	2019-20 FALL BUDGET REPORT	
<b>Total Certificated</b>	<b>\$879,820</b>	
<b>% of Expenditures</b>	<b>34%</b>	

Uncertificated	2019-20 FALL BUDGET REPORT	
<b>Total Uncertificated</b>	<b>\$22,080</b>	
<b>% of Expenditures</b>	<b>1%</b>	

Expenses	2019-20 FALL BUDGET REPORT	
Professional Development	\$16,200	
Home Education Contractor Services	\$608,075	
Home Education Allocation	\$1,843,839	
Online Education Contractor Services	\$66,867	
Phones and Communications	\$500	
Public Engagement	\$3,000	
Travel and Meals	\$1,000	
Pupil Transportation	\$2,000	
Printing and Copier Costs	\$5,000	

\* - See the notes section for details about Line Item notes on this page

Expenses	2019-20 FALL BUDGET REPORT	
Parent Reimbursements	\$980,765	
Home Education Enrolments (600)	1,174 students	
Home Education Grant Rate	\$1,671	
HS Shared Responsibility Enrollments (610)	0 stud	
K-9 Shared Responsibility Enrollments (610)	0 stud	
Unused Parent Reimbursements	\$0	
Supplies	(\$64,673)	
Software Purchase and Liscencing	\$35,000	
Furniture, Technology and Equipment Purchases	\$2,000	
<b>Total Expenses</b>	<b>\$1,655,734</b>	
<b>% of Expenditures</b>	<b>65%</b>	

<b>Total Expenditures</b>	<b>\$2,557,634</b>
---------------------------	--------------------

**Summary**

	2019-20 FALL BUDGET REPORT	
Total Revenues and Allocations To Budget	\$2,557,634	\$0
Total Expenditures	\$2,557,634	\$0
<b>Variance</b>	<b>\$0</b>	<b>\$0</b>

**Notes**

\* - See the notes section for details about Line Item notes on this page

## St. John Paul II School

### Revenue And Allocations To Budget Center

Collaborative Response Allocation	2019-20 FALL BUDGET REPORT	
Collaborative Release Time		\$9,397
Collaborative days	40 days	
Substitute Teacher Rate	\$234.92	
Collaborative Response Coordinator Allocation to schools		\$52,691
ELL Lead Allocation to Schools		\$15,000
Family Wellness Worker Allocation to schools		\$42,650
<b>Total Collaborative Response Allocation</b>		<b>\$119,738</b>
<b>% of Revenue And Allocations To Budget Center</b>		<b>4%</b>

School Allocations	2019-20 FALL BUDGET REPORT	
School Allocation		\$2,282,783
School Allocation Formula	\$2,282,783	
Transition Amount	\$0	
School Budget Surplus C/O Allocation		\$77,273
Contingency Funding: 19-20 Fall Budget Adjustment		(\$34,500)
Technology/Basic Supplies Allocation		\$36,235
ECS Tech/Basic Supplies Rate	\$35	
Grade 10-12 Tech/Basic Supplies Rate	\$90	
Grade 1-3 Tech/Basic Supplies Rate	\$90	
Grade 4-6 Tech/Basic Supplies Rate	\$90	
Grade 7-9 Tech/Basic Supplies Rate	\$90	
Grades 4 to 6 Enrolment	203 students	
Grades 7 to 9 Enrolment	200 students	
<b>Total School Allocations</b>		<b>\$2,361,791</b>
<b>% of Revenue And Allocations To Budget Center</b>		<b>85%</b>

Fees	2019-20 FALL BUDGET REPORT	
Alternative Program Fees		\$117,884
Fees for Optional Courses		\$53,397
Extracurricular Fees		\$11,598
Field Trip Fees		\$30,037
Other Fees		\$110
Non Curricular travel		\$18,904
Non-curricular goods and services		\$24,083
<b>Total Fees</b>		<b>\$256,013</b>
<b>% of Revenue And Allocations To Budget Center</b>		<b>9%</b>

Other School Generated Fund Revenues	2019-20 FALL BUDGET REPORT	
Fundraising Revenues		\$17,291
Donation Revenues		\$588
Other revenues		\$9,338
<b>Total Other School Generated Fund Revenues</b>		<b>\$27,217</b>
<b>% of Revenue And Allocations To Budget Center</b>		<b>1%</b>

\* - See the notes section for details about Line Item notes on this page

<b>Total Revenue And Allocations To Budget Center</b>	<b>\$2,764,759</b>
---	--------------------

**Expenditures**

<b>Certificated</b>	<b>2019-20 FALL BUDGET REPORT</b>
<b>Total Certificated</b>	<b>\$1,968,436</b>
<b>% of Expenditures</b>	<b>71%</b>

<b>Uncertificated</b>	<b>2019-20 FALL BUDGET REPORT</b>
<b>Total Uncertificated</b>	<b>\$339,356</b>
<b>% of Expenditures</b>	<b>12%</b>

<b>Expenses</b>	<b>2019-20 FALL BUDGET REPORT</b>
Certificated Sub Cost - School Paid PD and Collaboration	\$24,486
Certificated Sub Costs - Collaborative Days	\$9,397
Collaborative Release Time	\$9,397
Certificated Substitute Cost - Illness and Personal	\$32,889
Days per teacher for personal days	2.00 days/teacher
Days per teacher school paid illness	5.00 days/teacher
Substitute Teacher Rate	\$234.92
Casual Staff and Overtime	\$8,500
Professional Development	\$10,700
Contracted Services	\$1,000
Phones and Communications	\$1,950
Public Engagement	\$3,500
Travel and Meals	\$3,500
Pupil Transportation	\$500
Equipment Maintenance	\$8,000
Technology Leasing Costs	\$1,750
Printing and Copier Costs	\$9,000
Facility Rental	\$1,000
Supplies	\$25,516
Permenant Books	\$8,000
Software Purchase and Liscencing	\$8,000
Furniture, Technology and Equipment Purchases	\$10,500
Reserves	\$5,549
<b>Total Expenses</b>	<b>\$173,737</b>
<b>% of Expenditures</b>	<b>6%</b>

<b>Transfers</b>	<b>2019-20 FALL BUDGET REPORT</b>
------------------	-----------------------------------

\* - See the notes section for details about Line Item notes on this page

<b>Transfers</b>	<b>2019-20 FALL BUDGET REPORT</b>	
School Generated Funds		\$283,230
Alternative Program Fees	\$117,884	
District Material Fees	\$0	
Donation Revenues	\$588	
ECS Fees	\$0	
Extracurricular Fees	\$11,598	
Fees for Optional Courses	\$53,397	
Field Trip Fees	\$30,037	
Fundraising Revenues	\$17,291	
Non Curricular travel	\$18,904	
Non-curricular goods and services	\$24,083	
Other Fees	\$110	
Other revenues	\$9,338	
Supervision Fees	\$0	
Technology User Fees	\$0	
<b>Total Transfers</b>		<b>\$283,230</b>
<b>% of Expenditures</b>		<b>10%</b>

<b>Total Expenditures</b>	<b>\$2,764,759</b>
---------------------------	--------------------

**Summary**

	<b>2019-20 FALL BUDGET REPORT</b>	
Total Revenues and Allocations To Budget	\$2,764,759	\$0
Total Expenditures	\$2,764,759	\$0
<b>Variance</b>	<b>\$0</b>	<b>\$0</b>

**Notes**

\* - See the notes section for details about Line Item notes on this page

**St. John XXIII School**

**Revenue And Allocations To Budget Center**

<b>Collaborative Response Allocation</b>	<b>2019-20 FALL BUDGET REPORT</b>	
Collaborative Release Time		\$7,048
Collaborative days	30 days	
Substitute Teacher Rate	\$234.92	
Collaborative Response Coordinator Allocation to schools		\$50,355
Family Wellness Worker Allocation to schools		\$42,650
<b>Total Collaborative Response Allocation</b>		<b>\$100,053</b>
<b>% of Revenue And Allocations To Budget Center</b>		<b>5%</b>

<b>School Allocations</b>	<b>2019-20 FALL BUDGET REPORT</b>	
School Allocation		\$1,631,921
School Allocation Formula	\$1,631,921	
Transition Amount	\$0	
School Budget Surplus C/O Allocation		(\$2,747)
Early Learning Allocation		\$222,000
Early Learning Allocation	\$222,000	
Contingency Funding: 19-20 Fall Budget Adjustment		(\$24,000)
Technology/Basic Supplies Allocation		\$16,836
ECS Enrolment	41 students	
ECS Tech/Basic Supplies Rate	\$35	
Grade 10-12 Tech/Basic Supplies Rate	\$90	
Grade 1-3 Tech/Basic Supplies Rate	\$90	
Grade 4-6 Tech/Basic Supplies Rate	\$90	
Grade 7-9 Tech/Basic Supplies Rate	\$90	
Grades 1 to 3 Enrolment	136 students	
Grades 4 to 6 Enrolment	51 students	
<b>Total School Allocations</b>		<b>\$1,844,010</b>
<b>% of Revenue And Allocations To Budget Center</b>		<b>92%</b>

<b>Fees</b>	<b>2019-20 FALL BUDGET REPORT</b>	
Fees for Optional Courses		\$1,200
ECS Fees		\$1,200
Extracurricular Fees		\$750
Field Trip Fees		\$18,250
Other Fees		\$2,250
<b>Total Fees</b>		<b>\$23,650</b>
<b>% of Revenue And Allocations To Budget Center</b>		<b>1%</b>

<b>Other School Generated Fund Revenues</b>	<b>2019-20 FALL BUDGET REPORT</b>	
Fundraising Revenues		\$16,400
Donation Revenues		\$1,720
Other revenues		\$25,000
<b>Total Other School Generated Fund Revenues</b>		<b>\$43,120</b>
<b>% of Revenue And Allocations To Budget Center</b>		<b>2%</b>

\* - See the notes section for details about Line Item notes on this page

<b>Total Revenue And Allocations To Budget Center</b>	<b>\$2,010,832</b>
---	--------------------

**Expenditures**

<b>Certificated</b>	<b>2019-20 FALL BUDGET REPORT</b>
<b>Total Certificated</b>	<b>\$1,402,858</b>
<b>% of Expenditures</b>	<b>70%</b>

<b>Uncertificated</b>	<b>2019-20 FALL BUDGET REPORT</b>
<b>Total Uncertificated</b>	<b>\$458,385</b>
<b>% of Expenditures</b>	<b>23%</b>

<b>Expenses</b>	<b>2019-20 FALL BUDGET REPORT</b>
Certificated Sub Cost - School Paid PD and Collaboration	\$11,353
Certificated Sub Costs - Collaborative Days	\$7,048
Collaborative Release Time	\$7,048
Certificated Substitute Cost - Illness and Personal	\$24,667
Days per teacher for personal days	2.00 days/teacher
Days per teacher school paid illness	5.00 days/teacher
Substitute Teacher Rate	\$234.92
Casual Staff and Overtime	\$7,000
Professional Development	\$8,000
Contracted Services	\$1,000
Phones and Communications	\$1,706
Public Engagement	\$500
Travel and Meals	\$500
Printing and Copier Costs	\$5,000
Supplies	\$13,681
Permenant Books	\$1,000
Software Purchase and Liscencing	\$1,500
Furniture, Technology and Equipment Purchases	\$1,881
<b>Total Expenses</b>	<b>\$84,835</b>
<b>% of Expenditures</b>	<b>4%</b>

<b>Transfers</b>	<b>2019-20 FALL BUDGET REPORT</b>
School Generated Funds	\$66,770
Alternative Program Fees	\$0
District Material Fees	\$0
Donation Revenues	\$1,720
ECS Fees	\$1,200
Extracurricular Fees	\$750
Fees for Optional Courses	\$1,200
Field Trip Fees	\$18,250
Fundraising Revenues	\$16,400
Non Curricular travel	\$0
Non-curricular goods and services	\$0
Other Fees	\$2,250
Other revenues	\$25,000
Supervision Fees	\$0
Technology User Fees	\$0
<b>Total Transfers</b>	<b>\$66,770</b>

\* - See the notes section for details about Line Item notes on this page

<b>Transfers</b>	<b>2019-20 FALL BUDGET REPORT</b>	
<b>% of Expenditures</b>	<b>3%</b>	

<b>Total Expenditures</b>	<b>\$2,012,848</b>
---------------------------	--------------------

**Summary**

	<b>2019-20 FALL BUDGET REPORT</b>	
Total Revenues and Allocations To Budget	\$2,010,832	\$0
Total Expenditures	\$2,012,848	\$0
<b>Variance</b>	<b>(\$2,016)</b>	<b>\$0</b>

**Notes**

\* - See the notes section for details about Line Item notes on this page



## St. Luke School

### Revenue And Allocations To Budget Center

Collaborative Response Allocation	2019-20 FALL BUDGET REPORT	
Collaborative Release Time		\$5,638
Collaborative days	24 days	
Substitute Teacher Rate	\$234.92	
Collaborative Response Coordinator Allocation to schools		\$50,355
Family Wellness Worker Allocation to schools		\$42,650
<b>Total Collaborative Response Allocation</b>		<b>\$98,643</b>
<b>% of Revenue And Allocations To Budget Center</b>		<b>8%</b>

School Allocations	2019-20 FALL BUDGET REPORT	
APPLE Schools Allocation		\$840
School Allocation		\$1,125,302
School Allocation Formula	\$1,125,302	
Transition Amount	\$0	
School Budget Surplus C/O Allocation		(\$40,556)
Early Learning Allocation		\$44,053
Early Learning Allocation	\$44,053	
Contingency Funding: 19-20 Fall Budget Adjustment		(\$5,300)
Technology/Basic Supplies Allocation		\$12,491
ECS Enrolment	16 students	
ECS Tech/Basic Supplies Rate	\$35	
Grade 10-12 Tech/Basic Supplies Rate	\$90	
Grade 1-3 Tech/Basic Supplies Rate	\$90	
Grade 4-6 Tech/Basic Supplies Rate	\$90	
Grade 7-9 Tech/Basic Supplies Rate	\$90	
Grades 1 to 3 Enrolment	57 students	
Grades 4 to 6 Enrolment	49 students	
Grades 7 to 9 Enrolment	33 students	
<b>Total School Allocations</b>		<b>\$1,136,830</b>
<b>% of Revenue And Allocations To Budget Center</b>		<b>89%</b>

Fees	2019-20 FALL BUDGET REPORT	
Fees for Optional Courses		\$6,581
ECS Fees		\$3,195
Extracurricular Fees		\$3,224
Field Trip Fees		\$17,886
Other Fees		\$170
<b>Total Fees</b>		<b>\$31,056</b>
<b>% of Revenue And Allocations To Budget Center</b>		<b>2%</b>

Other School Generated Fund Revenues	2019-20 FALL BUDGET REPORT	
Fundraising Revenues		\$3,104
Donation Revenues		\$1,021
Other revenues		\$9,158
<b>Total Other School Generated Fund Revenues</b>		<b>\$13,283</b>

\* - See the notes section for details about Line Item notes on this page

<b>Other School Generated Fund Revenues</b>	<b>2019-20 FALL BUDGET REPORT</b>	
<b>% of Revenue And Allocations To Budget Center</b>		<b>1%</b>

<b>Total Revenue And Allocations To Budget Center</b>	<b>\$1,279,812</b>
---	--------------------

**Expenditures**

<b>Certificated</b>	<b>2019-20 FALL BUDGET REPORT</b>	
<b>Total Certificated</b>		<b>\$1,070,766</b>
<b>% of Expenditures</b>		<b>78%</b>

<b>Uncertificated</b>	<b>2019-20 FALL BUDGET REPORT</b>	
<b>Total Uncertificated</b>		<b>\$192,092</b>
<b>% of Expenditures</b>		<b>14%</b>

<b>Expenses</b>	<b>2019-20 FALL BUDGET REPORT</b>	
Certificated Sub Cost - School Paid PD and Collaboration		\$16,695
Certificated Sub Costs - Collaborative Days		\$5,638
Collaborative Release Time	\$5,638	
Certificated Substitute Cost - Illness and Personal		\$18,324
Days per teacher for personal days	2.00 days/teacher	
Days per teacher school paid illness	4.50 days/teacher	
Substitute Teacher Rate	\$234.92	
Casual Staff and Overtime		\$4,000
Professional Development		\$7,700
Phones and Communications		\$2,000
Public Engagement		\$2,000
Travel and Meals		\$200
Pupil Transportation		\$2,000
Equipment Maintenance		\$1,500
Technology Leasing Costs		\$800
Printing and Copier Costs		\$7,000
Facility Rental		\$500
Supplies		\$9,800
Permenant Books		\$1,000
Software Purchase and Liscencing		\$3,000
Furniture, Technology and Equipment Purchases		\$2,000
Reserves		(\$18,034)
<b>Total Expenses</b>		<b>\$66,123</b>
<b>% of Expenditures</b>		<b>5%</b>

<b>Transfers</b>	<b>2019-20 FALL BUDGET REPORT</b>	
------------------	-----------------------------------	--

\* - See the notes section for details about Line Item notes on this page

<b>Transfers</b>	<b>2019-20 FALL BUDGET REPORT</b>	
School Generated Funds	\$44,339	
Alternative Program Fees	\$0	
District Material Fees	\$0	
Donation Revenues	\$1,021	
ECS Fees	\$3,195	
Extracurricular Fees	\$3,224	
Fees for Optional Courses	\$6,581	
Field Trip Fees	\$17,886	
Fundraising Revenues	\$3,104	
Non Curricular travel	\$0	
Non-curricular goods and services	\$0	
Other Fees	\$170	
Other revenues	\$9,158	
Supervision Fees	\$0	
Technology User Fees	\$0	
<b>Total Transfers</b>	<b>\$44,339</b>	
<b>% of Expenditures</b>	<b>3%</b>	

<b>Total Expenditures</b>	<b>\$1,373,320</b>
---------------------------	--------------------

**Summary**

	<b>2019-20 FALL BUDGET REPORT</b>	
Total Revenues and Allocations To Budget	\$1,279,812	\$0
Total Expenditures	\$1,373,320	\$0
<b>Variance</b>	<b>(\$93,508)</b>	<b>\$0</b>

**Notes**

\* - See the notes section for details about Line Item notes on this page

## St. Martin's School

### Revenue And Allocations To Budget Center

Collaborative Response Allocation	2019-20 FALL BUDGET REPORT	
Collaborative Release Time		\$6,578
Collaborative days	28 days	
Substitute Teacher Rate	\$234.92	
Collaborative Response Coordinator Allocation to schools		\$52,691
Family Wellness Worker Allocation to schools		\$42,650
<b>Total Collaborative Response Allocation</b>		<b>\$101,919</b>
<b>% of Revenue And Allocations To Budget Center</b>		<b>6%</b>

School Allocations	2019-20 FALL BUDGET REPORT	
School Allocation		\$1,534,157
School Allocation Formula	\$1,534,157	
Transition Amount	\$0	
School Budget Surplus C/O Allocation		(\$31,325)
Early Learning Allocation		\$122,700
Early Learning Allocation	\$122,700	
Contingency Funding: 19-20 Fall Budget Adjustment		(\$14,000)
Technology/Basic Supplies Allocation		\$17,915
ECS Enrolment	40 students	
ECS Tech/Basic Supplies Rate	\$35	
Grade 10-12 Tech/Basic Supplies Rate	\$90	
Grade 1-3 Tech/Basic Supplies Rate	\$90	
Grade 4-6 Tech/Basic Supplies Rate	\$90	
Grade 7-9 Tech/Basic Supplies Rate	\$90	
Grades 1 to 3 Enrolment	91 students	
Grades 4 to 6 Enrolment	108 students	
<b>Total School Allocations</b>		<b>\$1,629,447</b>
<b>% of Revenue And Allocations To Budget Center</b>		<b>90%</b>

Fees	2019-20 FALL BUDGET REPORT	
Fees for Optional Courses		\$5,018
Extracurricular Fees		\$307
Field Trip Fees		\$19,938
<b>Total Fees</b>		<b>\$25,263</b>
<b>% of Revenue And Allocations To Budget Center</b>		<b>1%</b>

Other School Generated Fund Revenues	2019-20 FALL BUDGET REPORT	
Fundraising Revenues		\$12,036
Donation Revenues		\$1,619
Other revenues		\$41,853
<b>Total Other School Generated Fund Revenues</b>		<b>\$55,508</b>
<b>% of Revenue And Allocations To Budget Center</b>		<b>3%</b>

<b>Total Revenue And Allocations To Budget Center</b>	<b>\$1,812,136</b>
---	--------------------

\* - See the notes section for details about Line Item notes on this page

**Expenditures**

<b>Certificated</b>	<b>2019-20 FALL BUDGET REPORT</b>	
<b>Total Certificated</b>	<b>\$1,351,177</b>	
<b>% of Expenditures</b>	<b>75%</b>	

<b>Uncertificated</b>	<b>2019-20 FALL BUDGET REPORT</b>	
<b>Total Uncertificated</b>	<b>\$298,549</b>	
<b>% of Expenditures</b>	<b>16%</b>	

<b>Expenses</b>	<b>2019-20 FALL BUDGET REPORT</b>	
Certificated Sub Cost - School Paid PD and Collaboration	\$22,483	
Certificated Sub Costs - Collaborative Days	\$6,578	
Collaborative Release Time	\$6,578	
Certificated Substitute Cost - Illness and Personal	\$18,089	
Days per teacher for personal days	2.00 days/teacher	
Days per teacher school paid illness	3.50 days/teacher	
Substitute Teacher Rate	\$234.92	
Casual Staff and Overtime	\$1,000	
Phones and Communications	\$1,800	
Travel and Meals	\$3,500	
Pupil Transportation	\$3,691	
Printing and Copier Costs	\$7,000	
Supplies	\$17,500	
<b>Total Expenses</b>	<b>\$81,640</b>	
<b>% of Expenditures</b>	<b>5%</b>	

<b>Transfers</b>	<b>2019-20 FALL BUDGET REPORT</b>	
School Generated Funds	\$80,771	
Alternative Program Fees	\$0	
District Material Fees	\$0	
Donation Revenues	\$1,619	
ECS Fees	\$0	
Extracurricular Fees	\$307	
Fees for Optional Courses	\$5,018	
Field Trip Fees	\$19,938	
Fundraising Revenues	\$12,036	
Non Curricular travel	\$0	
Non-curricular goods and services	\$0	
Other Fees	\$0	
Other revenues	\$41,853	
Supervision Fees	\$0	
Technology User Fees	\$0	
<b>Total Transfers</b>	<b>\$80,771</b>	
<b>% of Expenditures</b>	<b>4%</b>	

**Total Expenditures \$1,812,137**

\* - See the notes section for details about Line Item notes on this page

**Summary**

	2019-20 FALL BUDGET REPORT	
Total Revenues and Allocations To Budget	\$1,812,136	\$0
Total Expenditures	\$1,812,137	\$0
<b>Variance</b>	<b>(\$1)</b>	<b>\$0</b>

**Notes**

\* - See the notes section for details about Line Item notes on this page

## St. Mary's School

### Revenue And Allocations To Budget Center

Collaborative Response Allocation	2019-20 FALL BUDGET REPORT	
Collaborative Release Time		\$4,581
Collaborative days	20 days	
Substitute Teacher Rate	\$234.92	
Collaborative Response Coordinator Allocation to schools		\$52,691
Family Wellness Worker Allocation to schools		\$53,911
<b>Total Collaborative Response Allocation</b>		<b>\$111,183</b>
<b>% of Revenue And Allocations To Budget Center</b>		<b>6%</b>

School Allocations	2019-20 FALL BUDGET REPORT	
School Allocation		\$1,220,695
School Allocation Formula	\$1,220,695	
Transition Amount	\$0	
School Budget Surplus C/O Allocation		\$54,066
International Student Allocation		\$4,050
International Student Allocation Rate	\$8,100	
International Students Enrolment	0.5 students	
Contingency Funding: 19-20 Fall Budget Adjustment		\$80,256
Small high school teacher allocation		\$101,407
Certificated Benefit Rate	12.83 %	
Teacher Average Salary	89,876 \$80221	
Technology/Basic Supplies Allocation		\$16,975
ECS Tech/Basic Supplies Rate	\$35	
Grade 10-12 Tech/Basic Supplies Rate	\$90	
Grade 1-3 Tech/Basic Supplies Rate	\$90	
Grade 4-6 Tech/Basic Supplies Rate	\$90	
Grade 7-9 Tech/Basic Supplies Rate	\$90	
Grades 7 to 9 Enrolment	108 students	
Senior High Enrolment	81 students	
<b>Total School Allocations</b>		<b>\$1,477,449</b>
<b>% of Revenue And Allocations To Budget Center</b>		<b>83%</b>

Fees	2019-20 FALL BUDGET REPORT	
Alternative Program Fees		\$4,200
Fees for Optional Courses		\$29,601
Extracurricular Fees		\$63,787
Field Trip Fees		\$12,216
Other Fees		\$1,927
Non Curricular travel		\$13,443
<b>Total Fees</b>		<b>\$125,174</b>
<b>% of Revenue And Allocations To Budget Center</b>		<b>7%</b>

Other School Generated Fund Revenues	2019-20 FALL BUDGET REPORT	
Fundraising Revenues		\$7,138
Donation Revenues		\$9,821

\* - See the notes section for details about Line Item notes on this page

<b>Other School Generated Fund Revenues</b>	<b>2019-20 FALL BUDGET REPORT</b>	
Other revenues	\$46,835	
<b>Total Other School Generated Fund Revenues</b>	<b>\$63,794</b>	
<b>% of Revenue And Allocations To Budget Center</b>	<b>4%</b>	

<b>Total Revenue And Allocations To Budget Center</b>	<b>\$1,777,600</b>
---	--------------------

**Expenditures**

<b>Certificated</b>	<b>2019-20 FALL BUDGET REPORT</b>	
<b>Total Certificated</b>	<b>\$1,258,323</b>	
<b>% of Expenditures</b>	<b>70%</b>	

<b>Uncertificated</b>	<b>2019-20 FALL BUDGET REPORT</b>	
<b>Total Uncertificated</b>	<b>\$217,991</b>	
<b>% of Expenditures</b>	<b>12%</b>	

<b>Expenses</b>	<b>2019-20 FALL BUDGET REPORT</b>	
Certificated Sub Cost - School Paid PD and Collaboration	\$9,794	
Certificated Sub Costs - Collaborative Days	\$4,581	
Collaborative Release Time	\$4,581	
Certificated Substitute Cost - Illness and Personal	\$19,851	
Days per teacher for personal days	2.00 days/teacher	
Days per teacher school paid illness	4.50 days/teacher	
Substitute Teacher Rate	\$234.92	
Casual Staff and Overtime	\$1,514	
Professional Development	\$13,000	
Contracted Services	\$4,000	
Phones and Communications	\$4,000	
Public Engagement	\$8,000	
Travel and Meals	\$8,000	
Pupil Transportation	\$5,000	
Equipment Maintenance	\$12,000	
Printing and Copier Costs	\$8,000	
Supplies	\$16,817	
Software Purchase and Liscencing	\$1,000	
Furniture, Technology and Equipment Purchases	\$5,759	
<b>Total Expenses</b>	<b>\$121,316</b>	
<b>% of Expenditures</b>	<b>7%</b>	

<b>Transfers</b>	<b>2019-20 FALL BUDGET REPORT</b>	
------------------	-----------------------------------	--

\* - See the notes section for details about Line Item notes on this page



<b>Transfers</b>	<b>2019-20 FALL BUDGET REPORT</b>	
School Generated Funds		\$188,968
Alternative Program Fees	\$4,200	
District Material Fees	\$0	
Donation Revenues	\$9,821	
ECS Fees	\$0	
Extracurricular Fees	\$63,787	
Fees for Optional Courses	\$29,601	
Field Trip Fees	\$12,216	
Fundraising Revenues	\$7,138	
Non Curricular travel	\$13,443	
Non-curricular goods and services	\$0	
Other Fees	\$1,927	
Other revenues	\$46,835	
Supervision Fees	\$0	
Technology User Fees	\$0	
<b>Total Transfers</b>		<b>\$188,968</b>
<b>% of Expenditures</b>		<b>11%</b>

<b>Total Expenditures</b>	<b>\$1,786,599</b>
---------------------------	--------------------

**Summary**

	<b>2019-20 FALL BUDGET REPORT</b>	
Total Revenues and Allocations To Budget	\$1,777,600	\$0
Total Expenditures	\$1,786,599	\$0
<b>Variance</b>	<b>(\$8,999)</b>	<b>\$0</b>

**Notes**

\* - See the notes section for details about Line Item notes on this page

## St. Patrick School

### Revenue And Allocations To Budget Center

Collaborative Response Allocation	2019-20 FALL BUDGET REPORT	
Collaborative Release Time		\$9,397
Collaborative days	40 days	
Substitute Teacher Rate	\$234.92	
Collaborative Response Coordinator Allocation to schools		\$52,691
ELL Lead Allocation to Schools		\$15,000
Family Wellness Worker Allocation to schools		\$42,650
<b>Total Collaborative Response Allocation</b>		<b>\$119,738</b>
<b>% of Revenue And Allocations To Budget Center</b>		<b>4%</b>

School Allocations	2019-20 FALL BUDGET REPORT	
School Allocation		\$2,386,708
School Allocation Formula	\$2,386,708	
Transition Amount	\$0	
School Budget Surplus C/O Allocation		\$74,405
Early Learning Allocation		\$205,000
Early Learning Allocation	\$205,000	
Contingency Funding: 19-20 Fall Budget Adjustment		(\$50,000)
Technology/Basic Supplies Allocation		\$26,769
ECS Enrolment	74 students	
ECS Tech/Basic Supplies Rate	\$35	
Grade 10-12 Tech/Basic Supplies Rate	\$90	
Grade 1-3 Tech/Basic Supplies Rate	\$90	
Grade 4-6 Tech/Basic Supplies Rate	\$90	
Grade 7-9 Tech/Basic Supplies Rate	\$90	
Grades 1 to 3 Enrolment	225 students	
Grades 4 to 6 Enrolment	72 students	
<b>Total School Allocations</b>		<b>\$2,642,882</b>
<b>% of Revenue And Allocations To Budget Center</b>		<b>90%</b>

Fees	2019-20 FALL BUDGET REPORT	
Fees for Optional Courses		\$34,803
ECS Fees		\$6,790
Field Trip Fees		\$37,086
<b>Total Fees</b>		<b>\$78,679</b>
<b>% of Revenue And Allocations To Budget Center</b>		<b>3%</b>

Other School Generated Fund Revenues	2019-20 FALL BUDGET REPORT	
Fundraising Revenues		\$6,724
Donation Revenues		\$5,849
Other revenues		\$72,098
<b>Total Other School Generated Fund Revenues</b>		<b>\$84,670</b>
<b>% of Revenue And Allocations To Budget Center</b>		<b>3%</b>

<b>Total Revenue And Allocations To Budget Center</b>	<b>\$2,925,969</b>
---	--------------------

\* - See the notes section for details about Line Item notes on this page

**Expenditures**

<b>Certificated</b>	<b>2019-20 FALL BUDGET REPORT</b>	
<b>Total Certificated</b>	<b>\$2,108,321</b>	
<b>% of Expenditures</b>	<b>72%</b>	

<b>Uncertificated</b>	<b>2019-20 FALL BUDGET REPORT</b>	
<b>Total Uncertificated</b>	<b>\$412,389</b>	
<b>% of Expenditures</b>	<b>14%</b>	

<b>Expenses</b>	<b>2019-20 FALL BUDGET REPORT</b>	
Certificated Sub Cost - School Paid PD and Collaboration	\$19,366	
Certificated Sub Costs - Collaborative Days	\$9,397	
Collaborative Release Time	\$9,397	
Certificated Substitute Cost - Illness and Personal	\$37,587	
Days per teacher for personal days	2.00 days/teacher	
Days per teacher school paid illness	6.00 days/teacher	
Substitute Teacher Rate	\$234.92	
Casual Staff and Overtime	\$10,000	
Professional Development	\$23,126	
Contracted Services	\$5,000	
Phones and Communications	\$4,000	
Public Engagement	\$4,613	
Travel and Meals	\$8,500	
Pupil Transportation	\$8,000	
Equipment Maintenance	\$3,000	
Technology Leasing Costs	\$8,000	
Printing and Copier Costs	\$10,000	
Membership Dues	\$2,500	
Supplies	\$52,200	
Permenant Books	\$20,000	
Software Purchase and Liscencing	\$4,621	
Furniture, Technology and Equipment Purchases	\$12,000	
<b>Total Expenses</b>	<b>\$241,910</b>	
<b>% of Expenditures</b>	<b>8%</b>	

**Transfers**

2019-20 FALL BUDGET REPORT

\* - See the notes section for details about Line Item notes on this page

<b>Transfers</b>	<b>2019-20 FALL BUDGET REPORT</b>	
School Generated Funds	\$163,349	
Alternative Program Fees	\$0	
District Material Fees	\$0	
Donation Revenues	\$5,849	
ECS Fees	\$6,790	
Extracurricular Fees	\$0	
Fees for Optional Courses	\$34,803	
Field Trip Fees	\$37,086	
Fundraising Revenues	\$6,724	
Non Curricular travel	\$0	
Non-curricular goods and services	\$0	
Other Fees	\$0	
Other revenues	\$72,098	
Supervision Fees	\$0	
Technology User Fees	\$0	
<b>Total Transfers</b>	<b>\$163,349</b>	
<b>% of Expenditures</b>	<b>6%</b>	

<b>Total Expenditures</b>	<b>\$2,925,969</b>
---------------------------	--------------------

**Summary**

	<b>2019-20 FALL BUDGET REPORT</b>	
Total Revenues and Allocations To Budget	\$2,925,969	\$0
Total Expenditures	\$2,925,969	\$0
<b>Variance</b>	<b>(\$1)</b>	<b>\$0</b>

**Notes**

\* - See the notes section for details about Line Item notes on this page

## St. Theresa School

### Revenue And Allocations To Budget Center

Collaborative Response Allocation	2019-20 FALL BUDGET REPORT	
Collaborative Release Time		\$15,505
Collaborative days	66 days	
Substitute Teacher Rate	\$234.92	
Collaborative Response Coordinator Allocation to schools		\$105,382
ELL Lead Allocation to Schools		\$30,000
Family Wellness Worker Allocation to schools		\$85,300
<b>Total Collaborative Response Allocation</b>		<b>\$236,187</b>
<b>% of Revenue And Allocations To Budget Center</b>		<b>5%</b>

School Allocations	2019-20 FALL BUDGET REPORT	
School Allocation		\$4,098,037
School Allocation Formula	\$4,098,037	
Transition Amount	\$0	
School Budget Surplus C/O Allocation		(\$45,702)
Contingency Funding: 19-20 Fall Budget Adjustment		(\$33,000)
Technology/Basic Supplies Allocation		\$64,765
ECS Tech/Basic Supplies Rate	\$35	
Grade 10-12 Tech/Basic Supplies Rate	\$90	
Grade 1-3 Tech/Basic Supplies Rate	\$90	
Grade 4-6 Tech/Basic Supplies Rate	\$90	
Grade 7-9 Tech/Basic Supplies Rate	\$90	
Grades 1 to 3 Enrolment	0 students	
Grades 4 to 6 Enrolment	324 students	
Grades 7 to 9 Enrolment	396 students	
<b>Total School Allocations</b>		<b>\$4,084,100</b>
<b>% of Revenue And Allocations To Budget Center</b>		<b>84%</b>

Fees	2019-20 FALL BUDGET REPORT	
Alternative Program Fees		\$242,017
Fees for Optional Courses		\$85,640
Extracurricular Fees		\$86,519
Field Trip Fees		\$26,311
<b>Total Fees</b>		<b>\$440,487</b>
<b>% of Revenue And Allocations To Budget Center</b>		<b>9%</b>

Other School Generated Fund Revenues	2019-20 FALL BUDGET REPORT	
Fundraising Revenues		\$13,987
Donation Revenues		\$10,143
Other revenues		\$92,326
<b>Total Other School Generated Fund Revenues</b>		<b>\$116,455</b>
<b>% of Revenue And Allocations To Budget Center</b>		<b>2%</b>

<b>Total Revenue And Allocations To Budget Center</b>	<b>\$4,877,229</b>
---	--------------------

\* - See the notes section for details about Line Item notes on this page

**Expenditures**

<b>Certificated</b>	<b>2019-20 FALL BUDGET REPORT</b>	
<b>Total Certificated</b>	<b>\$3,453,241</b>	
<b>% of Expenditures</b>	<b>71%</b>	

<b>Uncertificated</b>	<b>2019-20 FALL BUDGET REPORT</b>	
<b>Total Uncertificated</b>	<b>\$670,292</b>	
<b>% of Expenditures</b>	<b>14%</b>	

<b>Expenses</b>	<b>2019-20 FALL BUDGET REPORT</b>	
Certificated Sub Cost - School Paid PD and Collaboration	\$35,616	
Certificated Sub Costs - Collaborative Days	\$15,505	
Collaborative Release Time	\$15,505	
Certificated Substitute Cost - Illness and Personal	\$42,638	
Days per teacher for personal days	1.50 days/teacher	
Days per teacher school paid illness	4.00 days/teacher	
Substitute Teacher Rate	\$234.92	
Casual Staff and Overtime	\$1,950	
Noon Hour Supervision	\$4,700	
Professional Development	\$10,900	
Phones and Communications	\$2,900	
Public Engagement	\$2,000	
Travel and Meals	\$2,600	
Pupil Transportation	\$2,000	
Equipment Maintenance	\$2,000	
Technology Leasing Costs	\$8,660	
Printing and Copier Costs	\$11,000	
Facility Rental	\$2,170	
Membership Dues	\$1,925	
Supplies	\$31,398	
Permenant Books	\$3,000	
Software Purchase and Liscencing	\$2,500	
Furniture, Technology and Equipment Purchases	\$13,291	
<b>Total Expenses</b>	<b>\$196,753</b>	
<b>% of Expenditures</b>	<b>4%</b>	

<b>Transfers</b>	<b>2019-20 FALL BUDGET REPORT</b>	
------------------	-----------------------------------	--

\* - See the notes section for details about Line Item notes on this page

<b>Transfers</b>	<b>2019-20 FALL BUDGET REPORT</b>	
School Generated Funds		\$556,943
Alternative Program Fees	\$242,017	
District Material Fees	\$0	
Donation Revenues	\$10,143	
ECS Fees	\$0	
Extracurricular Fees	\$86,519	
Fees for Optional Courses	\$85,640	
Field Trip Fees	\$26,311	
Fundraising Revenues	\$13,987	
Non Curricular travel	\$0	
Non-curricular goods and services	\$0	
Other Fees	\$0	
Other revenues	\$92,326	
Supervision Fees	\$0	
Technology User Fees	\$0	
<b>Total Transfers</b>		<b>\$556,943</b>
<b>% of Expenditures</b>		<b>11%</b>

<b>Total Expenditures</b>	<b>\$4,877,228</b>
---------------------------	--------------------

**Summary**

	<b>2019-20 FALL BUDGET REPORT</b>	
Total Revenues and Allocations To Budget	\$4,877,229	\$0
Total Expenditures	\$4,877,228	\$0
<b>Variance</b>	<b>\$1</b>	<b>\$0</b>

**Notes**

\* - See the notes section for details about Line Item notes on this page

## System Instruction Support

### Revenue And Allocations To Budget Center

Alloc from Div Budget to Dept.	2019-20 FALL BUDGET REPORT	
Revenue Allocation from Division Budget	\$2,249,619	
<b>Total Alloc from Div Budget to Dept.</b>	<b>\$2,249,619</b>	
<b>% of Revenue And Allocations To Budget Center</b>	<b>31%</b>	

Projects/Contracts	2019-20 FALL BUDGET REPORT	
AE TRF Funding	\$4,003,000	
<b>Total Projects/Contracts</b>	<b>\$4,003,000</b>	
<b>% of Revenue And Allocations To Budget Center</b>	<b>54%</b>	

Capital Block	2019-20 FALL BUDGET REPORT	
Amortization of Capital	\$455,700	
<b>Total Capital Block</b>	<b>\$455,700</b>	
<b>% of Revenue And Allocations To Budget Center</b>	<b>6%</b>	

Other Revenue	2019-20 FALL BUDGET REPORT	
Interest and Investment Income	\$80,100	
Other Sales and Service	\$575,477	
<b>Total Other Revenue</b>	<b>\$655,577</b>	
<b>% of Revenue And Allocations To Budget Center</b>	<b>9%</b>	

<b>Total Revenue And Allocations To Budget Center</b>	<b>\$7,363,896</b>
---	--------------------

### Expenditures

Certificated	2019-20 FALL BUDGET REPORT	
<b>Total Certificated</b>	<b>\$575,477</b>	
<b>% of Expenditures</b>	<b>8%</b>	

Uncertificated	2019-20 FALL BUDGET REPORT	
<b>Total Uncertificated</b>	<b>\$19,887</b>	
<b>% of Expenditures</b>	<b>0%</b>	

Expenses	2019-20 FALL BUDGET REPORT	
Chargeback Differential	\$434,728	
Maternity and Sick Pool Costs	\$450,000	
Certificated Sub Cost - School Paid PD and Collaboration	\$233,730	
Casual Staff and Overtime	\$24,000	
Benefits Pool	\$3,955,105	
Professional Development	\$93,575	
Contracted Services	\$87,000	
Public Engagement	\$1,000	
Cost Recovery	\$54,288	
Insurance	\$96,000	
Fuel	\$3,000	

\* - See the notes section for details about Line Item notes on this page



<b>Expenses</b>	<b>2019-20 FALL BUDGET REPORT</b>	
Bank Interest Charges	\$157,000	
Amortization Expense	\$761,000	
<b>Total Expenses</b>	<b>\$6,350,426</b>	
<b>% of Expenditures</b>	<b>91%</b>	

<b>Total Expenditures</b>	<b>\$6,945,790</b>
---------------------------	--------------------

**Summary**

	<b>2019-20 FALL BUDGET REPORT</b>	
Total Revenues and Allocations To Budget	\$7,363,896	\$0
Total Expenditures	\$6,945,790	\$0
<b>Variance</b>	<b>\$418,106</b>	<b>\$0</b>

**Notes**

\* - See the notes section for details about Line Item notes on this page

## Technology Services

### Revenue And Allocations To Budget Center

School Allocations	2019-20 FALL BUDGET REPORT	
Technology allocation to schools	\$148,000	
<b>Total School Allocations</b>	<b>\$148,000</b>	
<b>% of Revenue And Allocations To Budget Center</b>	<b>9%</b>	

Alloc from Div Budget to Dept.	2019-20 FALL BUDGET REPORT	
High Speed Networking Allocation	\$176,890	
Revenue Allocation from Division Budget	\$1,261,704	
<b>Total Alloc from Div Budget to Dept.</b>	<b>\$1,438,594</b>	
<b>% of Revenue And Allocations To Budget Center</b>	<b>91%</b>	

<b>Total Revenue And Allocations To Budget Center</b>	<b>\$1,586,594</b>
---	--------------------

### Expenditures

Uncertificated	2019-20 FALL BUDGET REPORT	
<b>Total Uncertificated</b>	<b>\$659,662</b>	
<b>% of Expenditures</b>	<b>42%</b>	

Expenses	2019-20 FALL BUDGET REPORT	
Professional Development	\$1,000	
Contracted Services	\$25,000	
Phones and Communications	\$285,700	
Travel and Meals	\$2,000	
Cost Recovery	(\$47,672)	
Equipment Maintenance	\$5,000	
Technology Leasing Costs	\$382,304	
Software Purchase and Liscencing	\$267,600	
Furniture, Technology and Equipment Purchases	\$6,000	
<b>Total Expenses</b>	<b>\$926,932</b>	
<b>% of Expenditures</b>	<b>58%</b>	

<b>Total Expenditures</b>	<b>\$1,586,594</b>
---------------------------	--------------------

### Summary

	2019-20 FALL BUDGET REPORT	
Total Revenues and Allocations To Budget	\$1,586,594	\$0
Total Expenditures	\$1,586,594	\$0
<b>Variance</b>	<b>\$0</b>	<b>\$0</b>

### Notes

\* - See the notes section for details about Line Item notes on this page

## Transportation

### Revenue And Allocations To Budget Center

Transportation	2019-20 FALL BUDGET REPORT	
Provincial Government Transp. Revenue	\$3,466,473	
<b>Total Transportation</b>	<b>\$3,466,473</b>	
<b>% of Revenue And Allocations To Budget Center</b>	<b>89%</b>	

Fees	2019-20 FALL BUDGET REPORT	
Transportation Fees	\$181,910	
<b>Total Fees</b>	<b>\$181,910</b>	
<b>% of Revenue And Allocations To Budget Center</b>	<b>5%</b>	

Other Revenue	2019-20 FALL BUDGET REPORT	
Facility Rentals	\$29,000	
Other Sales and Service	\$237,000	
<b>Total Other Revenue</b>	<b>\$266,000</b>	
<b>% of Revenue And Allocations To Budget Center</b>	<b>7%</b>	

**Total Revenue And Allocations To Budget Center** **\$3,914,383**

### Expenditures

Uncertificated	2019-20 FALL BUDGET REPORT	
<b>Total Uncertificated</b>	<b>\$1,343,744</b>	
<b>% of Expenditures</b>	<b>33%</b>	

Expenses	2019-20 FALL BUDGET REPORT	
Casual Staff and Overtime	\$85,000	
Professional Development	\$8,000	
Contracted Services	\$1,170,000	
Phones and Communications	\$3,000	
Public Engagement	\$1,500	
Travel and Meals	\$2,500	
Cost Recovery	\$111,629	
Parking Lot Maintenance	\$4,000	
Equipment Maintenance	\$320,000	
Technology Leasing Costs	\$19,272	
Printing and Copier Costs	\$1,600	
Membership Dues	\$8,000	
Insurance	\$60,000	
Fuel	\$290,000	
Supplies	\$250,000	
Software Purchase and Liscencing	\$20,000	
Furniture, Technology and Equipment Purchases	\$5,000	
Bank Interest Charges	\$96,000	
Amortization Expense	\$302,000	
<b>Total Expenses</b>	<b>\$2,757,501</b>	
<b>% of Expenditures</b>	<b>67%</b>	

\* - See the notes section for details about Line Item notes on this page

<b>Total Expenditures</b>	<b>\$4,101,245</b>
---------------------------	--------------------

**Summary**

	2019-20 FALL BUDGET REPORT	
Total Revenues and Allocations To Budget	\$3,914,383	\$0
Total Expenditures	\$4,101,245	\$0
<b>Variance</b>	<b>(\$186,862)</b>	<b>\$0</b>

**Notes**

\* - See the notes section for details about Line Item notes on this page